




# April 23rd Edition



Spring has Arrived!!

- [What Goes Around](#)
- [Shack Safety](#)
- [Ohio DMR Weekly Net Report](#)
- [FCC Commissioner Stepping Down](#)
- [The Handbook Give Away](#)
- [One Question Questionnaire](#)
- [Fun Things To Do, Classes & Hamfests Too](#)
- [Final.. Final..](#)



---

## What Goes Around

I know that most of you recognize that title. Most of us know that there's a little more that goes with that saying.. What you will usually hear is "*what goes around, comes around.*"

Well, I'm here to tell you that it's true! And, here's why I say that. Many moons ago, even before I was a licensed ham, I was really into building things. My brother, WA8BIW (sk) and I would spend hours building all sorts of HeathKit and Knight kit equipment. Some of it was for fun, like my HeathKit weather station and other things were more practical, like my garage door opener. But my most favorite kit was the HeathKit "Keyer". I built one even before I was a licensed Novice! In fact, I not only built the one, but I built over 10 of them for friends that just didn't like building things.

My favorite code instructor and good friend, Mattie, WB8SSR (sk) was a longtime Merchant Marine friend that had one of these and he taught all of his code classes with. Yes my friends, back then you had to know how to receive code to get a license. Mattie was an expert on it, and I soon fell in love with how it operated and handled. Well by golly, when I got the code down I decided right then and there that I would have one of those "Keyers" for myself, and I did. Even before I got my Novice license I built one, and was practicing my code speed on it. It was great. When I got my Novice ticket I then graduated up and had to have a rig to go with that keyer, so my brother and I built a HeathKit HW-101. I was so proud of that rig. I talked, using code of course, all over the world with it. I even got my Worked All States (WAS) as a novice using that keyer.



Well my friends, as time went on and the rigs got fancier and more sophisticated, why they even had the keyer and digital display built in to them! So, as fate would have it, I soon decided to go modern and sell off all of the old HeathKit equipment that I had built over the years.

Now here's where it gets interesting. The fellow that I sold the rig to didn't want the keyer. He was a straight key guy and didn't need to be bothered with any fancy key that had 2 paddles to it. So, I ended up selling the keyer to a friend of mine that sold it off to another person who sold it off to another and so on.... Well, you get the idea, and you would have thought that this would have been the end of this story.

Well my friends, it isn't! Several months ago, a good friend and fellow ham, Don, W8UMH had become a silent key. The club that he was now a member of was helping out and selling his estate for his wife. Wouldn't you know it, he had a HeathKit Keyer! So, I spoke up one day to several of the folks selling the equipment and said that I would be interested in purchasing the keyer. Well, that's where we left it until I got a phone call one afternoon from one of the newer hams here in the Mansfield area, Norm, KE8HLN that had purchased some of Don's estate. He asked me if I could do him a favor and pick it up and deliver some equipment he had purchased from the estate sale and deliver it to him at the upcoming Mansfield club meeting that evening. I agreed and did just that. But, when I discovered what he had purchased, you guessed it, it was the keyer that I was looking at, I teased him about buying the keyer out from under me when I delivered it to him that night.

Several days had elapsed after delivering the equipment to Norm, when I got a phone call from him. He called to ask me if I would want to buy the keyer from him. He told me that he really didn't feel he needed it after all, since his rig had a keyer built in. Sound familiar? So, I grabbed it up.

Once I got it home, I played with it for a while. It felt funny, and I know that may sound odd to some of you, but it didn't have the feel that was so famous for the HeathKit Keyer, and what I had remembered from the past. Yes, we fellow CW'ers do have a "FIST", and it's very recognizable. Just ask anyone that has done CW for a while, they will definitely tell you that your "fist" is as recognizable as your voice is. It felt like it just didn't have any tension on the paddles. So, I decided to venture inside the box and quickly discovered that the tensioning screw and spring were missing. Well, I thought, no wonder it didn't feel right! Some of the most important parts of the keyer were missing. Now, one thing that is very good about HeathKit equipment is that it was made from common parts! Things that you can still buy from the hardware store. So, I went down to my local hardware store and picked up the proper screw and tensioning spring that I felt would give me the tension that I wanted on the paddles, and scurried back home to assemble it. I got it all assembled and yup by golly, I now had the feel that I remembered.



After I got it all working like I wanted, I decided that I had better open up the bottom of the keyer to make sure that there wasn't anything else missing or possibly damaged. And that's when I discovered it!!! There, in the lower left corner of the chassis was something that brought tears to my eyes. It was my initials scribed into the metal frame, something that I done on every piece of equipment that I had built.

My keyer, it had come home! After all these years and all those other hams out there pounding out CW on it. It's now back with me!

[TOP ^](#)

---

## *The Handbook Give Away*

Hey Gang,

Have you registered for the "Handbook Giveaway" drawing for this month yet? If you haven't, go to: <http://arrrl-ohio.org/handbook.html> and get registered.

What's the catch? I want to get everyone checking in to the Ohio Section website as often as possible, and in order to register each month, you have to visit the website often! There's nothing else to it.



I pay all expenses, and from time to time, I Give Away more than just a Handbook. And, you'll never know just what months will be those special times that I will have more than just a Handbook to Give Away!!

Many of you ask me just how do I know when the drawing is on? Well, that's easy all you need to do is check in on the Ohio Section Website on a regular basis and watch for the big [RED](#) Arrow that will appear on the left side of the page. This is the sign that the drawing is on and you need to get registered. So, keep a sharp eye out on the website and check in often!  
<http://arrrl-ohio.org>



[TOP](#) ^

---

## *Shack Safety*

Over the past several months we have discussed how to properly install, repair and even change out some of your electrical outlets, switches and lights. Now I want to discuss something that we don't always think about, because if your shack is like mine, this little cylindrical helper usually gets shoved to the corner and completely forgotten about. What am I talking about? Your Fire Extinguisher! You do have one in the shack, don't you?

I do want to discuss some of the differences in them and what each does for you.

Here is a basic answer from [Fire Extinguisher: 101](#):

- [Class A](#) extinguishers are for ordinary combustibles such as paper, wood, cardboard, and most plastics. The numerical rating on these types of extinguishers indicates the amount of water it holds and the amount of fire it can extinguish. Geometric symbol (green triangle)
- [Class B](#) fires involve flammable or combustible liquids such as gasoline, kerosene, grease and oil. The numerical rating for class B extinguishers indicates the approximate number of square feet of fire it can extinguish. Geometric symbol (red square)
- [Class C](#) fires involve electrical equipment, such as appliances, wiring, circuit breakers and outlets. Never use water to extinguish class C fires - the risk of electrical shock is far too great! Class C extinguishers do not have a numerical rating. The C classification means the extinguishing agent is non-conductive. Geometric symbol (blue circle)
- [Class D](#) fire extinguishers are commonly found in a chemical laboratory. They are for fires that involve combustible metals, such as magnesium, titanium, potassium and sodium. These types of extinguishers also have no numerical rating, nor are they given a multi-purpose rating - they are designed for class D fires only. Geometric symbol (Yellow Decagon)
- [Class K](#) fire extinguishers are for fires that involve cooking oils, trans-fats, or fats in cooking appliances and are typically found in restaurant and cafeteria kitchens. Geometric symbol (black hexagon)



There are also different chemical applications when you get into commercial settings. Frequently, nitrogen is used to flood below grade areas in petroleum and computer chip manufacturing.

Halon is used to flood computer rooms where there is a lot of sensitive electrical equipment where they only want to extinguish the isolated fire and not destroy all of the equipment. There are also foam systems that can be used to deluge specific areas. I'm sure there are others as technology and chemical engineering is always looking for the next better process to extinguish a fire in an efficient manner.

Some fires may involve a combination of these classifications. Your fire extinguishers should have ABC ratings on them.

Here are the **most common types of fire extinguishers**:

- **Water extinguishers** or APW extinguishers (air-pressurized water) are suitable for **class A fires only**. [Never use a water extinguisher on grease fires](#), electrical fires or class D fires - the flames will spread and make the fire bigger! Water extinguishers are filled with water and are typically pressurized with air. Again - water extinguishers can be very dangerous in the wrong type of situation. Only fight the fire if you're certain it contains ordinary combustible materials only.
- **Dry chemical** extinguishers come in a variety of types and are suitable for a combination of **class A, B and C fires**. These are filled with foam or powder and pressurized with nitrogen.
  - **BC** - This is the regular type of dry chemical extinguisher. It is filled with sodium bicarbonate or potassium bicarbonate. The BC variety leaves a mildly corrosive residue which must be cleaned immediately to prevent any damage to materials.
  - **ABC** - This is the multipurpose dry chemical extinguisher. The ABC type is filled with monoammonium phosphate, a yellow powder that leaves a sticky residue that may be damaging to electrical appliances such as a computer



Dry chemical extinguishers have an advantage over CO2 extinguishers since they leave a non-flammable substance on the extinguished material, reducing the likelihood of re-ignition.

- **Carbon Dioxide (CO2) extinguishers** are used for **class B and C fires**. CO2 extinguishers contain carbon dioxide, a non-flammable gas, and are highly pressurized. The pressure is so great that it is not uncommon for bits of dry ice to shoot out the nozzle. They don't work very well on class A fires because they may not be able to displace enough oxygen to put the fire out, causing it to re-ignite.

CO2 extinguishers have an advantage over dry chemical extinguishers since they don't leave a harmful residue - a good choice for an electrical fire on a computer or other favorite electronic device such as a stereo or TV.

**It is vital to know what type of extinguisher you are using. Using the wrong type of extinguisher for the wrong type of fire can be life-threatening.**

These are only the common types of fire extinguishers. There are many others to choose from. Base your selection on the classification and the extinguisher's compatibility with the items you wish to protect. Read about the [Benefits and Applications of an Automatic Fire Extinguishers](#).

[TOP ^](#)

---

## Help Wanted

Are you E.C. caliber? I want to talk to all of you about becoming an Emergency Coordinator (E.C.) in your county. We are extremely fortunate to have a so many dedicated E.C.'s in Ohio. They do their jobs, mostly behind the scenes and without a lot of fan-fare, but it does come with a lot of self-satisfaction for a job well done. Our ARES program is one of the strongest in the country. The stats that Stan listed a few weeks back prove that out for sure!



I've talk to many of my counterparts all over the country. I hear them complain about how hard it is to get anyone to step up to the plate now days, and every time these complaints I say a little prayer just to thank my lucky stars we have such a great corps of folks that take their jobs seriously, and with great pride and dedication.

Now, from time to time we do have openings that need to be filled. In particular, we have openings right now for the following counties:

<b>Allen</b>	<b>Fulton</b>	<b>Henry</b>	<b>Mercer</b>
<b>Paulding</b>	<b>Putnam</b>	<b>Logan</b>	<b>Clermont</b>
<b>Warren</b>	<b>Carrol</b>	<b>Athens</b>	<b>Jackson</b>
<b>Monroe</b>	<b>Meigs</b>	<b>Perry</b>	<b>Belmont</b>
<b>Harrison</b>			

If you noticed, we have filled another position, but we obviously need to have all of them filled.

Do you have what it takes to become an E.C. in the Ohio Section? Unlike many other Sections, we are more than just badge wearers for sure! Yes, we do have high

expectations, but we do have a lot of fun too. Got questions about what it takes? Call or write me or Stan.

We will show you that we have the best program in the nation, and one that you'll be proud to serve in!

Want to know what it takes to be an E.C. in Ohio? Here's a link for ya'...

<http://arrl-ohio.org/SEC/ARESmanual2015.pdf> Yes, this is a lot of information to absorb. You do have to be an ARRL member, and here in Ohio you are also required to be a Tier I member before you will be considered for the appointment. Now, is this something that you'd like to do? Let me know.

[TOP ^](#)

---

## One Question Questionnaire

Hey Gang...

There's another NEW – one question – questionnaire on the Ohio Section Website!

<http://arrlohio.org> I noticed that that around 63% of you said that you use a hard copy log book for logging your contacts. Wow.. That's way more than I would have thought!



It's all in fun and we are learning some things that we didn't know from these questions. I hope that you are enjoying answering these "ONE QUESTION" questionnaires.

Now, here's the next question... **"Do you have a way to send Morse Code connected to your HF radio?"**

The survey will only take 2 seconds for you to answer it, and you can see how your answer stacks up with others instantly. If you haven't done it yet, please do. I really want to hear from you. Hey... If you've got a question that you'd like to see on our questionnaire, please send it to me!

[TOP^](#)

---

## ***The Ohio Weekly DMR Net Report***

### ***April 18 DMR Net***

District 1 – 6	District 5 – 10	District 9 – 7	QNI: 122
District 2 – 3	District 6 – 16	District 10 – 12	
District 3 – 13	District 7 – 19		Time: 66 minutes
District 4 – 17	District 8 – 8	Outside of Ohio – 11	NCS: N8SY



The reason for conducting this net every week is to make sure that all of our connections to the now ever-growing list of repeaters throughout the state are working as we want them to be.

Interested in being a net control for this net? Contact Duane, K8MDA at: [k8mda@arrl.net](mailto:k8mda@arrl.net) It's really easy to do and if you're checking in to the net on a regular basis anyway, you're already there! Please, we need volunteers from all over Ohio to do this net. It is important, and I will guarantee this, it's really FUN!!

The reason for conducting this net every week and having you actually check "IN" is to make sure that all of our connections to the now ever-growing and changing list of repeaters throughout the state are working as we want them to. Sometimes things don't always work as we expect them to, and testing this system, and ourselves, each week gives us the ability to better understand what can happen during any emergency situation. Come join in on the fun every Wednesday evening at 8:30pm local on the DMR - 3139 talk group!

Has your club taken the challenge? I have challenged all the clubs in Ohio to get your members to "check-in" to the DMR Net at 8:30pm every Wednesday night. Let's get everyone on DMR to check in!

Now, I know that it's gonna' take some time to get everyone to buy into this idea, but I know that it will be worth it for sure! Just think of it, around 2,000 folks all checked in on a controlled net, it will be amazing for sure and maybe one that will break a record! We've peaked thus far at 107 check-ins. How's about it, let's try to 125 this next week!

Don't know which ARES District you're in? Click on this link: [http://arrl-ohio.org/SEC/district\\_map.htm](http://arrl-ohio.org/SEC/district_map.htm) and find your county. You will then see which District you reside in.

You can also find a ton of information about DMR and the most popular DMR Nets on the website: <http://arrl-ohio.org/digital/digital.html>

[TOP ^](#)

---

## ***Fun Things To Do, Classes & Hamfests Too***

*(from various newsletters and sources)*

Class Instructors - Don't forget to register your classes with the ARRL. It's easy to do. Make sure that you send me that information too! Just think of all of the extra publicity that you'll get for your classes!



**>> Classes starting near you <<**

### **Dayton Hamvention – Get your License in ONE DAY!**

**Start/End Dates:** 05/19/2018 - 05/19/2018

**Times:** 8:30am - 4:00pm

**# of Sessions:** 1

**Class level:** General

**Morse code offered:** No

**Pre register required:** Yes

**Fee:** \$149

**Pre Study required:** Yes

**Class Type:** Weekend/One Day

**Exam offered:** Yes

**Instructor:** W1SJ

**Contact:** Mitch Stern W1SJ

**Phone:** (802) 879-6589

**Email:** [w1sj@arrl.net](mailto:w1sj@arrl.net)

**Location:** Greene County Fairgrounds  
210 Fairground Rd  
Xenia, OH 45385

**Additional Information:** Special General Class Upgrade Course held at Dayton Hamvention, Saturday, May 19, 2018. This course is for Technician class hams who want to upgrade to General. The course has 3 parts: On-line training, 2-hr video class and full day class at Hamvention. Students must do the pre-class training to be successful. Class size is limited, so enroll soon.

\*\*\*\*\*

### ***ARRL V.E. Test Sessions***

**04/29/2018** | [Athens OH 45701-2110](#)

**Sponsor:** ACARA Hamfest

**Location:** Athens City Rec/Community Center

**Time:** 10:00 AM (Walk-ins allowed)

[Learn More](#)

**05/03/2018** | [London OH 43140](#)

**Sponsor:** MCARC

**Location:** Madison County Engineer's Office

**Time:** 7:00 PM (Walk-ins allowed)

[Learn More](#)



**05/03/2018** | [Youngstown OH 44505-1400](#)

**Sponsor:** Mahoning ARA

**Location:** Red Cross

**Time:** 6:30 PM (Walk-ins allowed)

[Learn More](#)

**05/05/2018** | [Bryan OH 43506-8410](#)

**Sponsor:** Williams County ARC

**Location:** Williams County 911/EMA

**Time:** 10:00 AM (Walk-ins allowed)

[Learn More](#)

**05/06/2018** | [Marion OH 43302-1523](#)

**Sponsor:** Marion ARC

**Location:** TV 39

**Time:** 2:30 PM (Walk-ins allowed)

[Learn More](#)

**05/08/2018** | [Lancaster OH 43130-3014](#)

**Sponsor:** Lancaster & Fairfield Cnty ARC

**Location:** American Red Cross

**Time:** 7:00 PM (Walk-ins allowed)

[Learn More](#)

Here's also links to other great V.E. testing sites:

[Laurel V.E. Test Locations](#) & [W5YI V.E. Test Locations](#)

\*\*\*\*\*

### ***Training Opportunities from your Ohio EMA***

The following is just a partial listing of classes that you can attend and get certified for.

- ICS-300 Intermediate ICS, April 23-25, Portage County
- G290/291 Public Information Officer/Joint Information Center, April 23-25, Hancock County
- L-548 Continuity of Operations (COOP) Program Manager, April 24 - 25, Ohio EMA
- ICS-300 Intermediate ICS, April 24-25, Noble County
- ICS-300 Intermediate ICS, April 24-26, Summit County
- L146 Homeland Security Exercise & Evaluation (HSEEP) Program, April 24-26, Hamilton County

\*\*\*\*\*

### **Contests – Just for the FUN of it!!**

#### **April 25**

- [SKCC Sprint](#)
- [Phone Fray](#)
- [CWops Mini-CWT Test](#)
- [UKEICC 80m Contest](#)
- [432 MHz Spring Sprint](#)

#### **April 27**

- [NCCC RTTY Sprint](#)
- [NCCC Sprint](#)

#### **April 26**

- [CWops Mini-CWT Test](#)
- [RSGB 80m Club Championship, Data](#)

#### **April 28**

- [10-10 Int. Spring Contest, Digital](#)
- [SP DX RTTY Contest](#)
- [Helvetia Contest](#)

[Florida QSO Party](#)

**April 29**

- [Florida QSO Party](#)
- [BARTG Sprint 75](#)

**May 1**

- [AGCW QRP/QRP Party](#)

**May 2**

- [Phone Fray](#)
- [CWops Mini-CWT Test](#)

See the [ARRL Contest Calendar](#) for more information. For in-depth reporting on Amateur Radio contesting

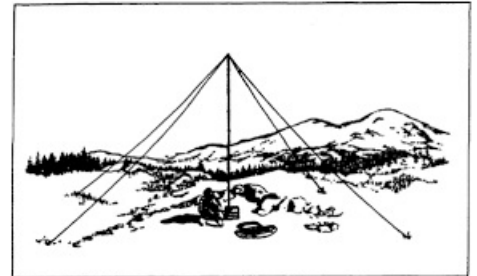
\*\*\*\*\*

**Ohio NVIS Day will be Saturday April 28!**

Email your station logs to [nvis@k8es.org](mailto:nvis@k8es.org)

We want to know your antenna type and height (list all the antennas you try!)

Operation is from 10 – 4 EDT. Take a lunch break, enjoy each other’s company. Transmit power should stay at 100 watts for accurate signal comparison. You may operate anywhere, home, club, portable.



We have some antenna faults at The Sarge, so we’re reducing our operating schedules at least until we repair/replace the antennas and can bring manpower down from the roof to operate. Give the band conditions recently, we anticipate anchoring our W8SGT station at 3902 for the majority of the day. We hope that by afternoon, we will be able to test our own new antennas and potentially operate 40 or 160. We will announce out operation on the air, and on various web locations, primarily [arrl-ohio.org](http://arrl-ohio.org).

It’s not just the Sarge, of course! Feel free to construct something for 160, as well as 80 or 40. Work each other and give accurate reports! Work as many NVIS stations as you can! We’ll provide a report on the station with the most contacts, and the best performing antennas.

We hope to flood the bands with “NVIS Day” signals!

Want to know more about what NVIS is? Go to: <http://arrl-ohio.org/SEC/nvis.html> and learn all about Near Vertical Incident Scattering and how you can easily put up a NVIS antenna and participate in this great exercise.

\*\*\*\*\*

***Miamisburg Celebrating 200 years***

The City of Miamisburg is celebrating its 200th year this year and the Mound Amateur Radio Association (MARA) is going to be instrumental in lending support for several of the planned activities.



There is a scheduled event every month; however, the big celebration will be the week of **16 to 23 June** with parades on the two Saturdays. MARA will be providing parade support and the club has been granted a special call, W8M, for use during the two weeks surrounding the parade.

MARA normally has the club call of W8DYY and a webpage at [www.w8dyy.org](http://www.w8dyy.org). MARA has three repeaters and a Monday night net at 1900. The first and fourth Monday's are on 147.195+, the second and fifth Mondays are on 443.000+ pl 88.5 and the third Monday is on 145.330-. The nets on 147.195 and 145.330 can also generally be reached through Echolink, w8dyy-r.

\*\*\*\*\*

**Relaxed Learning Session: I'm new to Amateur Radio! Now what?!**  
(from the toledo mobile radio association (TMRA) weekly announcements)

**May 5th** from 9am - 1pm



Maumee Fire Station #2 (rear entrance of building next to blue water tower)

Join Toledo Mobile Radio Association Members at Maumee Fire Station #2 for a learning and Q&A session that should work to help newer Amateur Radio operators get started with some of the practical items that we all wish we knew when starting off in Ham Radio. :

This is going to be a very relaxed learning session which is a great place to get to know TMRA members and for newer amateur radio operators to ask questions related to items they are concerned about. (going more in depth than the class when/if needed)

We'll discuss and help newer hams resolve some of the typical early ham radio challenges including (but not limited to) the following types of discussion items (no specific order);

1. Answer any early questions and discuss list of items that we all have soon after becoming a ham. (and worries that we each had)
2. Discuss Hand-held and mobile radio types / drawbacks and benefits. Who can help me program it?
3. What is needed to setup and use a mobile or "base" radio - in car or in home (and benefits and types).
4. Discuss Effective Radiated Power in terms of Antenna benefits - Discuss types of antennas indoor/outdoor options (and why). Horizontal vs. Vertical antennas.
5. Types of feed line and what you will need (and for what) - and where to find it.
6. VHF/UHF vs HF - Who can I talk to and when?
7. Discuss using local Repeaters, internet linked repeaters, PL Tones, (repeater book/radio reference),
- 8 . Discuss Simplex vs Repeater typical etiquette (just so you know) - Examples: Q signals, calling CQ, breaks, etc.
9. First Contacts – what to expect (most important, you won't be judged so don't "sweat it" .... really...)
10. Hamfests + Ham Conventions. - Why bother?
11. Where should I buy equipment and what are the risks?
12. Useful websites

13. Foxhunting and Satellites - how/where?
14. Where to find manuals and information?
15. If there is time: Antenna Analyzers and SWR Meters - what are they and when do I need one?
16. If there is time: N vs PL-259, vs SMA, versus BNC connectors
17. Benefits of organizations/clubs
18. Foxhunts - what are they and how does it work? Do I need anything?
19. HF - club events (what can I participate with?) - Operating events.

\*\*\*\*\*

***This year's theme for the Dayton Hamvention is  
"AMATEUR RADIO... SERVING THE COMMUNITY"***



Continuing the tradition and in harmony with this year theme, Dayton Hamvention will once again have a setup and display of emergency communications vehicles, an "ECOMM TRUCK RALLEY". The purpose of the display is to promote emergency communications and for groups who build and operate mobile communications facilities to display their equipment and demonstrate their capabilities it's also a chance for the groups to talk about how to develop emergency communications in the field and to exchange ideas with Hamvention visitors.

This is a great opportunity to share your concepts, designs, ideas, layout and equipment for mobile emergency communication in the field and to give others ideas on designing their own unit or updating their existing unit!

We have had displays as simple as a pop up tent to RV style operations. We have had displays from local groups, out of state hospital support teams, Salvation Army, Civil Air Patrol, MARS, DHS and many others.

There will be a meet and greet and "review of the troops" during the event with emergency communications leaders and managers from the ARRL, ARES, MARS and others. This would be a great time to explain your display and your emergency communications program.

It is recommended that your organization have information such as handout or flyers. Also take lots of pictures for possible publication.

There are a few basic rules:

- Setup will be on Thursday May 17, 2018 anytime during the day. Before/ afterhours arrivals by appointment.
- Display area will be in the parking lot of 2017 Hamvention tents.
- Vehicles will not be allowed to leave the display area during active Hamvention hours, but may be driven out after hours.
- Electricity hookups may not be available or some distance away. Bring long extension cords.
- No noisy generators such as construction site type above 65db noise level
- Selling/flee market out of displays prohibited.
- No holes or damage to the blacktop. If you have to use jacks or stabilizers they should have a large footprint or use a 2" thick wooden pad sufficient to distribute the weight of the vehicle.

Hamvention has offered up to four (4) gate passes that allows you entry into the entire Hamvention which are also eligible for the door prizes and one (1) parking pass to the display unit.

We do need the following Contact Name/call:

Agency/Affiliation:  
Phone: Email Address:  
Size of the unit:  
Picture of unit:  
A short description of your unit:

Send request to:  
Gary Hollenbaugh, NJ8BB  
Ecomm Display Coordinator  
[ecomm.display@yahoo.com](mailto:ecomm.display@yahoo.com)  
<http://hamvention.org/emcomm/>  
937-503-7070

Please review QST March 2018 advertisement on page 122 and ARRL news letter dated March 15 2018.  
Website <http://hamvention.org/emcomm/>

\*\*\*\*\*

**04/28/2018 | 2018 JCARC Hamfest**

Location: Jackson, OH  
Sponsor: Jackson County Amateur Radio Club  
Website: <http://www.jacksoncountyararc.org>



**04/29/2018 | Athens Hamfest**

Location: Athens, OH  
Sponsor: Athens County Amateur Radio Association  
Website: <http://www.ac-ara.org/>

**05/18-20/2018 | Great Lakes Division Convention (Dayton Hamvention)**

Location: Xenia, OH  
Sponsor: Dayton Amateur Radio Association  
Website: <http://hamvention.org/>

Find all the Ohio Hamfests in one location? Go to: <http://arrl-ohio.org/hamfests.html>

[TOP^](#)

---

***FCC Commissioner Mignon Clyburn Stepping Down***

*(from arrl bulletins)*

FCC Commissioner Mignon Clyburn is leaving the Commission. She announced at the FCC's April 17 meeting that it would be her last as a commissioner. She plans to leave before the Commission's next scheduled meeting on May 10. Following her 2013 appointment by President Barack Obama, Clyburn served as acting FCC chair, the first woman to head the agency. A Democrat, she is currently serving a second term on the Commission. FCC Chairman Ajit Pai congratulated Clyburn on "her distinguished tenure at the FCC," calling her "a tremendous leader and a committed public servant."



The other Democrat on the FCC, Jessica Rosenworcel, said, “Commissioner Clyburn is a dynamo. She represents the best of public service. I am proud to call her both a colleague and a friend.” The majority of the five-member Commission represents the political party of the president.

[According to POLITICO](#), Senate Minority Leader Chuck Schumer has already recommended to the White House Geoffrey Starks, an assistant chief in the FCC Enforcement Bureau, to nominate for Clyburn’s seat.

[TOP^](#)

---

*Final.. Final..*



Hey Gang...

Things were busy for me this week with going to some classes to get some extra NIMS training, and going to meetings. I also took in the Portsmouth Hamfest as well!

How’s your training going? Are you continuing your education? Let me know if you have any new course certificates, we’ll want them for the statewide database for sure. And, it doesn’t always have to be about the NIMS training either. I’ve been taking some First Aide courses and the newest one that you’ll want to consider is “Stop the Bleed..” This one is really good and it’s something that you can use no matter where you are.

Things have slowed down a bit for the Ohio Section website.

Thanks to Greg, WD9FTZ found some changes that needed to be made with the DMR Net Listing once again. Seems like we’re continually adding new nets or just modifying the ones that are coming along. That’s a really good thing, as it shows just how much and how fast DMR is really growing!

Ok, I want to update you on the NIMS count. We now have 687 persons registered in our NIMS database. I want to keep giving away Vests, so I am once again setting the bar up even higher. Let’s get the **700th person** register, and YES, I will send that person an ARRL ARES Mesh Vest! Have you gotten your courses in yet? How about it, I know that there’s still a lot of you out there that have not taken the NIMS classes yet. C’mon, what have you got to lose? Here’s a link to get you started on your way:

<http://arrl-ohio.org/SEC/training.html>

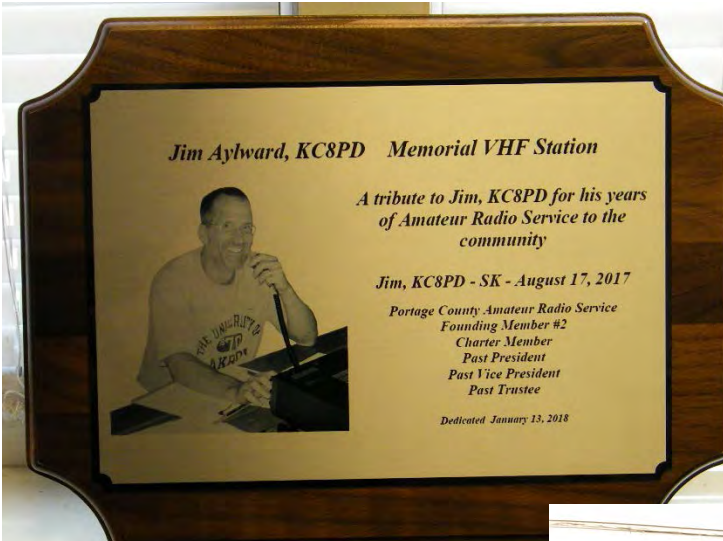
Hey Gang.. If you haven’t looked yet, the videos of the Ohio Section ARES Conference have been posted on the website. There’s a number of hours’ worth of videos up there, so grab a big cup (mug) of your favorite beverage and snacks, then sit back and enjoy the Conference! <http://arrl-ohio.org/SEC/sec-conf-2018.html>

That’s going to do it this time around... I’ll catch you on down the log for sure, and stay warm my friends, remember the Dayton Hamvention is just 25 days away!!!!

Scott, N8SY... -sk-

[TOP^](#)

Picture Wall



---

## Back Issues of the PostScript and Ohio Section Journal (OSJ)



Hey, did you know that PostScript and Ohio Section Journal (OSJ) are archived on the website? You can go back and look at any edition simply by clicking:

<http://arri-ohio.org/news/index.html>

---

## Chit – Chat, and All That!

Do you know someone that's not getting these Newsletters? Please, forward a copy of this Newsletter over to them and have them "[Opt-In](#)" to start receiving them. Heck, just have them send me an email [n8sy@n8sy.com](mailto:n8sy@n8sy.com) and I'll get them added to the Ohio Section Emailing list.



We now have many thousands of readers receiving these newsletters weekly. Quite impressive, I'd say! I urge all of you to make sure that everyone, regardless of whether they are a League member or not, get signed up to receive these weekly Newsletters.



You can always "[Opt-Out](#)" at any time if you feel this is not what you were expecting. It's fun and very informative. All of your favorite past newsletters are now archived too. You can go back at any time and read them. Just go to: <http://arri-ohio.org/news/>

Got questions, concerns or would just like to sit and chat awhile? Heck, I'll even buy the coffee!! Give me a call at (419) 512-4445 or email me at: [n8sy@n8sy.com](mailto:n8sy@n8sy.com)

The pictures on the front page are from various newsletters, Facebook posts and/or were sent directly to me in recent weeks. Take a good look at them, you just might be in one of the pictures! "SMILE... you're on the Ohio Section News!!"



[TOP^](#)

---

*PostScript is produced as a weekly supplement to the Ohio Section Journal (OSJ). I sincerely hope that you have enjoyed this edition of PostScript, and will encourage your friends to join with you in receiving the latest news and information about the Ohio Section, and from around the world!*