



October 2021

- [From the Technical Coordinator](#)
 - [From the Section Emergency Coordinator](#)
 - [From the Public Information Coordinator](#)
 - [From the Section Traffic Manager](#)
 - [ARES Training Update](#)
 - [National News](#)
 - [Club Corner](#)
 - [DX This Week](#)
 - [One Question Questionnaire](#)
- [Final.. Final..](#)

Old Radio Rocks!



From the Technical Coordinator

Jeff Kopcak – K8JTK TC

k8jtk@arrl.net

Hey gang,

Last couple times, I've been talking about my journey to preserve legacy media. First talked about different media formats and [last month](#) described how to create and use floppy disk images. This month is about optical discs, copy protection and storing images for preservation.

Optical disc images

Unlike floppy images, creating and mounting optical disc images was a whole other ball game. CDs have a variety of structures: data only (Digital Data), audio only (Digital Audio), CD-TEXT (artist and song details for Digital Audio), mixed mode (data on track 1, audio on tracks 2 – n), Enhanced CD (audio for audio players, data and multimedia for computers), and multi-session (data added or modified over subsequent writes to the disc). There are other standards such as MP3 CD, video CD, super video CD – those are all data tracks. DVD and Blu-ray are also data tracks.

Creating optical disc images

To meet my goal of having a raw data dump of optical media, Linux had the hardest time creating images. cdrao (CD recorder disc-at-once) can process different disc structures but the output files were not in a format most tools understand. Popular K3B disc writing program cannot make images of audio or mixed mode discs. dd won't work either because it uses file structures (FAT, NTFS, Ext, CDFS, UDF). CD-audio is audio bits containing no file structure. Single track, digital data only discs were fine for Linux tools. Mixed mode and audio discs were a no-go.

On Windows, my long-time favorite, [ImgBurn](#) (freeware) made it all happen using the “Create image file from disc” option. Though not updated in some time, it still works well and the developer answers questions in the forum. It handled everything I threw at it. It defaults to ISO. If the disc doesn't meet ISO9660 specifications, it creates the more flexible BIN & CUE formats. BIN file is binary data from the disc. CUE, for cue sheet, is a plain text file containing details about the tracks in the BIN file. This pairing would be for CD-TEXT, multi-session, mixed mode, and Enhanced CD discs. [UltraISO](#) (trialware) created these images too and could output to different formats: ISO, Bin/Cue, Nero, Compressed, Alcohol, and CloneCD.

Copy protected discs

Then things went downhill quickly. One exception to “everything I threw at it” was copy protected discs. Copy protected discs aims to confuse the drive's read system. A full read of a copy protected disc will fail. However, when activated, the protection software knows what to expect based on how it instructs the drive to read the disc. Many of these [schemes are explained in this article](#). Other copy protection schemes install malware, called [RootKits](#), that hides activities making detection and removal of the malware nearly impossible. Sony/BMG Music got [caught installing RootKits](#) in 2005. A user simply inserting the audio disc into their PC



would unknowingly infect their system. As it turned out, companies were more concerned about their intellectual property and less about making software that didn't have [vulnerabilities](#). In the end, copy protection only hurts those who follow the rules.

I had one of those Sony/BMG discs. When I realized what they were doing, it was promptly returned. When referring to copy protected discs, I'm referring to a handful of unreadable game discs I have. Programs out there like [Alcohol 120%](#) (paid version) make perfect 1-to-1 copies, emulating copy protection schemes. It has been 15 years or more since I used those features but it worked great back then.

Failures creating working images using Alcohol 120% and [CloneCD](#) (trialware), which still tout making perfect 1-to-1 disc copies, I though was an issue with the application. After digging at the problem, I learned it's probably not the fault of the application at all. First, I would identify discs with copy protection as ones ImgBurn showed had read errors. Next, make a new image of the disc using a 1-to-1 copy program. Then validate the image by installing the game on my Windows 7 64-bit operating system I was using to preserve legacy media. Finally, seeing if the game would run successfully. None of those games would launch. I spent waaaaay too much time working under the presumption the problem was creating a good image. In reality, none (I mean **NONE**) of the copy protected games would run using their original discs. Imagine that, copy protection that doesn't work.

Reasons copy protection wouldn't validate successfully could be any of: a newer OS. These games are from the Windows 98/2000/XP era and cannot run on Windows 7. Running a 64-bit operating system when the copy protection drivers were written for 16 or 32-bit OSes.

Could also be proactive blocking of the driver by Windows or Microsoft Security Essentials. With that information, though, I cannot say if those images created do or do not work. I would have to go down the road of getting an older operating system up-and-running. Could fire-up a Virtual Machine as well. I'll pursue that later.

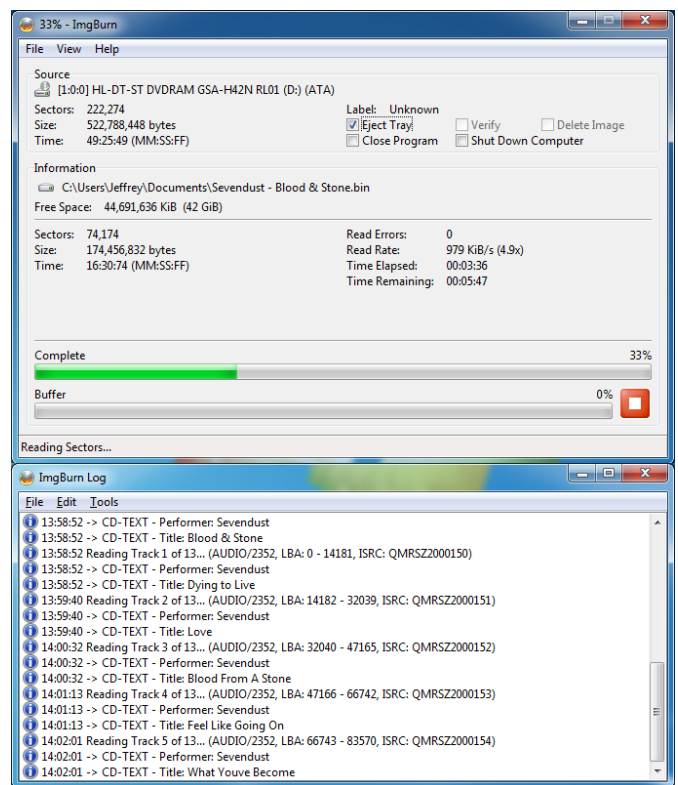
Reading up on making images of copy protected discs, a disc drive that can read raw data is needed. While most noted drives state they read raw data, they really cannot. I couldn't find a list of known working CD/DVD drives.

Avenues I looked into are sites that have cracks to bypass the copy protection validation schemes such as

[GameBurnWorld](#) or [GameCopyWorld](#). *Not responsible for any damage or legal issues. This is for informational purposes only.* Some cracks that I tried were for 16-bit OSes which is just not supported in a 64-bit OS. While I'm sure most of these games are available on a modern platform like Steam, I'm not feeling charitable enough to hand over more money to them seeing as they got it wrong the first time.

Microsoft thinks Windows Compatibility Mode will fix all the problems. I think it only works on 32-bit versions of Windows. Most PCs are 64-bit, and 32-bit OS support is being dropped. I've never gotten any 16-bit Windows program to work in compatibility mode on a 64-bit OS.

Need to make copies of protected DVD or Blu-rays? See the products list at the CloneCD link above. *Not responsible for any damage or legal issues. This is for informational purposes only.* Unlike the game copy protection schemes which require software or a driver on the PC, DVD and Blu-ray store encryption keys on the disc which makes it fairly easy for programs like AnyDVD or DVDFab to read disc level encryption.

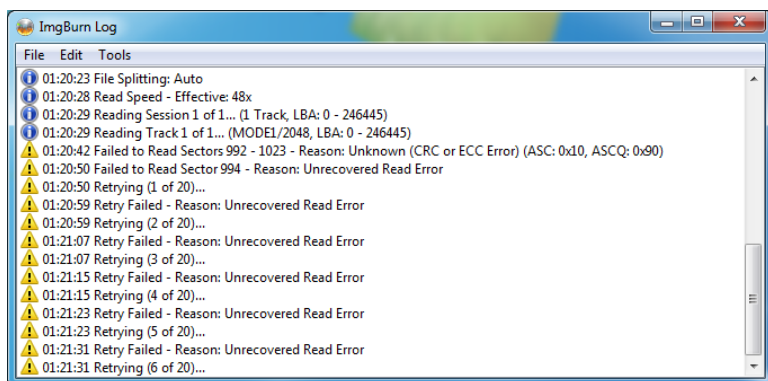


ImgBurn creating a disc image of a CD-TEXT audio CD

Mounting and using optical disc images

Things didn't get much better when mounting disc images using virtual drives. Much like floppy disk mounting programs, I wanted something to emulate a CD drive on the host operating system. All programs I tried mounted ISO images to the operating system: [Virtual CloneDrive](#) (freeware), [ImDisk](#) (open source), [Alcohol 120%](#) (free edition), Daemon-Tools Lite (though installer is very bloated with crapware and maybe DNSBL on PiHole), [UltraISO](#), and [WinCDEmu](#) (open source). Few of those programs mounted BIN & CUE correctly and even fewer handled multi-session images. Not all virtual drives are created equal. It may take some time to find a program or combination that works. In Linux, ISOs could be mounted using the "Disk Image Mounter" in the desktop GUI or using the command line (see [part 2](#) in this series). Mounting BIN & CUE files in Linux required [CDEmu](#) (open source).

Audio BIN & CUE files could only be mounted using Alcohol 120%, Daemon-Tools, and CDEmu. An audio player like [VLC](#) (open source) would be used to play audio tracks. [Foobar2000](#) (freeware) can play BIN & CUE files directly (without mounting). Enhanced CD and multi-session CD data tracks could not be accessed when mounted through any of the virtual drive applications I tried. Once the virtual drive hits the first lead-out in the image, that's it. This affects images where data tracks follow audio tracks and multiple session images containing more than a single data track. I was never a fan of creating multi-session discs but I did have discs from friends that were.



Disc read errors. An indication of a copy protected disc.

UltraISO can access those data tracks from multi-session images and extract files. Maybe easier to copy the files from the disc to a folder instead of making an image for simplicity. There were two ISO editors listed for Linux, neither listed BIN & CUE file support. For completeness, all disc and structure data are still stored in the BIN image file and described in the cue sheet. It is a shortcoming of these virtual drive applications to not provide access to all data contained within the image. I have no idea why. Taking the same image and re-writing (burning) it to a blank disc would result in a complete copy of all sessions and data.

If possible, through the mounting software, mount the image **READ ONLY!** (see reasons in earlier parts). In addition, many virtualization and hypervisors such as DOS-box, VirtualBox, and vSphere can mount images naively to a guest operating system. Wikipedia has a [comparison of disc image software](#) applications for other suggestions.

Storing images

Lastly on this charade, storing these image files so they may live on forever! CD and DVD images are going to take up more disk space because the media can hold more data. Organize all images into a folder structure that makes sense: games, types of games, graphics, amateur radio, audio/video programs, operating systems, utilities, etc. I decided to store these images on my Network Attached Storage (NAS) with copies both off-line and off-site. The NAS file share is set for read-only to protect unintentional modification or deletion of the images or its contents.

Hard drives, until the beginning of this year, were relatively inexpensive. A 4-terabyte drive can still be purchased for around \$100. Higher-capacity drives have been met with shortages and prices to reflect their supply. 4 TB is ALOT of storage. Use a new dedicated drive for storage, keep them on a local hard drive, or use an external hard drive. Make copies onto separate hard drives, USB thumb drives, or in "cloud" storage.

Plan a backup strategy sooner than later. The following is true for **ANY** data: data does not exist if it is not in two separate places. I [argue three copies of data or it doesn't exist](#) (see #5 under “What can I do to protect myself?”): 3 copies of your data, 2 of them on different media (spinning hard-drive, sold-state SSD, thumb drive, optical, in the cloud, etc.), 1 must be off-site (at work, at a friend's, storage locker - preferably temperature controlled/waterproof, safety deposit, with a relative, in the cloud).

Going more technical and into file system technology, use a file system that hashes files such as [Btrfs](#) or [ZFS](#). Then scrub the data every couple-to 6 months. This keeps data in-check and detects errors in storage indicating media degradation or imminent failure. Linux has these features as do many NAS devices. Hashing protection and original floppies themselves **are not** additional copies. Hashing isn't going to save data from a disaster (wind, power, tornado, fire, flood, physical destruction, theft, ...). Original floppies **do not** count as a copy because this technology is dated, degrading, and getting harder to recover, a.k.a. legacy.

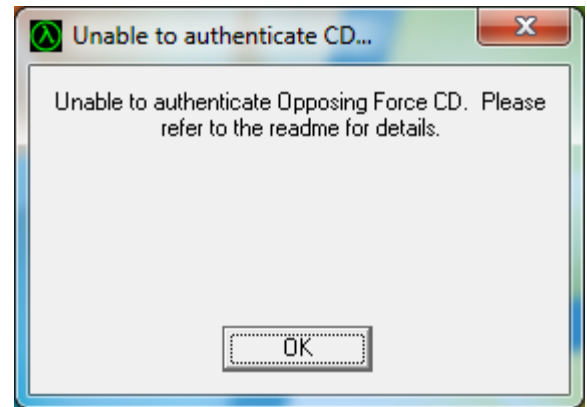
Recovery & file conversions

If you really, really, really want data back and are unable to recover it yourself, there are data recovery services. One ham said a person he knew used [Gillware](#). A channel on YouTube I follow gave a recommendation to [WeRecoverData](#). I did not use, research, or vet any of these companies so some due diligence is required before some phony-baloney service makes off with precious data. Gillware is a Micro-Center partner and WeRecoverData has a large number of companies that have used their services. Take that for what it's worth.

Going back to my data that I “really, really, really” wanted to save from unreadable floppies. It turns out, I apparently told my younger self: *self, you should make copies of these floppies onto other media or you may not have that data in the future.* I copied all those important floppies, that are now unreadable, and burned them to CD. *See, had two copies of data!* I found those copies on a CD spindle of burned discs. Probably had read issues back then and saw the writing on the wall about floppies somewhere in the early 2000's, near as I can tell. Writable CDs were reasonably priced about that time as well, \$0.20, \$0.30, \$0.50, maybe as much as \$1/each. I definitely didn't know I could make an image of a floppy back then because the CD was drag-and-drop copies of the data. Better than not having it. Saved myself a lot of agony – although it doesn't make as good of a story...

I didn't touch on file conversions as the goal was to preserve data and I didn't need to convert file formats. This may be needed in cases where proprietary programs were used and those companies no longer exist. The data can be read from the media but the file itself cannot be opened by any modern program. A copy of the original program used to create the file is best as there is likely some way to get that program running again. If it was an early version of a program that still exists, they may have changed data formats along the way and the earlier format is no longer readable by a modern version of the same program. Possibly filters or converters can be downloaded and installed.

Searching the Internet for the program originally used to create the file may lead to threads and worm-holes. Using an example of a very old word processing file, a similar-type program may be able to open the file such as Microsoft Office Word, Corel WordPerfect, LibreOffice Writer or legacy versions of old office suites like StarOffice or OpenOffice may improve chances. The more proprietary and obscure the program and format of the file, the harder it will be to find a program to read or convert the file, whereas open source programs and formats are likely to still be around 20 years later. I found enthusiasts will write free/open source programs to convert random obscure formats on GitHub.



Half-Life Opposing Force copy protection disc authentication failure on original media

Now that I'm done getting data off 3.5" floppies, they'll get destroyed for security reasons and donated to the circular file. I don't see a reason to hang on to them seeing how many had read errors and now I have good copies of everything I want. I'm starting to see the same writing on the wall too with CD-R/DVD-R discs. A couple gave me read errors. Using another drive read the discs just fine. Still hanging on to those CD/DVD discs, until I get tired of looking at them.

While making disc images, I saw a name that sounded familiar: CMC Magnetics. *Where have I heard that name before?* If you were serious into your writable media mid-to-late 2000's, a quick Internet search recalled memories of CMC being some of the cheapest & crappiest writable CD-R and DVD-R media available.

Quality was not consistent, even between different spindles of the same brand. Verbatim was considered the gold standard for writable media. Even they got out of the market, selling off manufacturing to CMC. I think it's the right time to get those important CDs and DVD-Rs imaged as well due to media quality concerns :D

Epilogue:

I had one MacOS formatted floppy disk from grade school containing games that appears to use the [HFS file system](#). Not much has gotten me anywhere near being able to play the games on that disk. I came across information for those needing to recover legacy Macintosh disks that's worth passing along. Back in the early days, Apple developed a [proprietary floppy disk technology](#) to get more data on a standard 3.5" floppy disk. Granted, everyone was trying to do their own proprietary formats to lock consumers into their technology and securing income for their company. Like proprietary technologies before and after it, users get shafted. The specific drives used to write those disks are the only ones that can read those floppy disks. Adding insult-to-injury, all recent MacOS versions have dropped support for those formats leaving users to find a branded drive with an appropriate legacy MacOS version should they want data off those disks. Not to mention, how will they get that data to a new system? A number of sources point to [this website](#) which has a lot of information to help MacOS users get their data recovered. Guess I'll keep hoping to pick up an LC III or a LC 5xx from my early memories of MacOS.

Thanks for reading and 73... de Jeff – K8JTK

From the Section Emergency Coordinator

Stan Broadway, N8BHL - SEC

broadways@standi.com

Ohio SET Results 2021

Overview

Each year, the American Radio Relay League (ARRL) sponsors a Simulated Emergency Test (SET) for all ARRL Sections across the country. The purpose is to reinforce our training, exercise our ability to set up and operate temporary/portable amateur radio stations and to pass simulated emergency messages much as we might be tasked in a real emergency. Each Section (ours is the entire state of Ohio) then submits a 'score' for its activities from September through December. While exercises can take place at any time during that period, the national date set aside for the activity was October 2, 2021.



Ohio has consistently placed in the top three nationwide with our SET efforts. This year, the scenario was a derecho with large scale wind damage followed by days of extreme sub-zero cold which resulted in loss of power and communication services including Internet. Our amateur radio stations were then tasked with deploying, setting up portable/mobile stations, and passing message traffic within their county, to surrounding counties and to the Ohio EOC station, W8SGT.

Ohio Design and Activity

Previous SET exercises have been “top down” where the structure and design was fed out to counties from management. These included participation in several “Black Swan” operations. This year we elected to reverse the process and impose on the EC the responsibility of designing and executing their own local-oriented exercise. The EC will be far better at recognizing potential disaster operations in their own counties and should therefore be a better source for exercise design.

Within Ohio, our goals were as follows:

1. Activation: We want county and district units to practice activating, checking in and staging operators. That includes notifying your DEC (as described in OSERP) and SEC (see below).
2. Deployment: We intend for operators to be deployed to various key places in their county where they should set up radio communication and originate some messages.
3. Communication: Our goal is that basic messages be sent as would happen in a real emergency. Each EC (County Emergency Coordinator) should construct the following:
 - a. Messages from stations to stations within your county (as many as possible)
 - b. Messages from your county to three neighboring counties (resource, status, or H&W)
 - c. Messages to “The Sarge” in Columbus
 - i. First required: “My county is participating with ___ number of operators”
 - ii. Second, desired: Generate 3 resource requests to the state
 - iii. Third, extra points: Send a 205 to your District and The Sarge (digitally)
 - iv. Send these via any form available: district net, digital, voice, direct or through traffic nets

Our exercise was set to operate within the hours of 0900 to 1300 October 2, 2021.

We requested each participating EC to work up activities that would fit into our scenario, putting operators into the situation for the minimum period of time with challenges to overcome.

1. EC's should create realistic situations that would face operators in the scenario-
 - a. Extended power loss in severe cold
 - b. Repeaters without backup are gone
 - c. Repeaters with backup are available (unless they fail...hint)
2. You may want to insert cold weather challenges:
 - a. Battery failure
 - b. Frozen equipment/locks
 - c. Transportation problems requiring substitutions
 - d. Generator failure (personal or at shelters- *requiring a MOVE of people*)
3. Follow the OSERP (Ohio Section Emergency Response Plan) structure in your response and net structure
 - a. EOC (real or simulated if you don't have access)

- b. County Control Station
 - c. Various typical warming shelters
 - d. Hospitals and medical facilities
 - e. Police/Fire/dispatch centers (real or simulated)
4. If you are able to obtain prior permission, operate out of actual locations
 5. If no access is available, use a parking lot. Otherwise, select a park or some other location to “simulate” the assignment. (We would prefer it NOT at your home- the idea is to deploy! Set up a portable operating position and send messages/communicate!)

The following messages were suggested:

1. Send a message to W8SGT: “My county, ____, is active in the SET with ____ operators participating.”
Send by any means available.
2. (Extra points) Send an ICS-205 for your county’s net structure to District and W8SGT Send digitally.
3. Deploy to a minimum of five locations within your county.
4. Send messages between your operators
 - a. Resources needed, problems encountered, status reports, etc. *Keep a log!*
5. Contact three adjoining counties (can be a status report, request, etc.)
6. Send 1 formal message to a neighboring county. (can mix with above)
7. Generate 3 resource requests over the exercise period to State via W8SGT (any mode).

W8SGT operation

The Ohio EOC amateur radio station, callign W8SGT (and referred internally as “The Sarge”) was fully active for the SET. We also made use of the Ohio Digital Emergency Net (OHDEN) to transmit forms and messages digitally. We operated on two local VHF repeaters, one to collect ARRL messages from the Central Ohio Traffic Net, the other to monitor ‘weather conditions’ from the Central Ohio Severe Weather Net (Skywarn). We had four operators for the period.

In addition to voice, our digital data transmissions made use of “fldigi” software which allows us to converse and send pre-designed ICS/ARRL/Red Cross forms digitally. We also used Winlink, in which remote stations can send official forms and normal emails across radio frequencies to access the Internet.

| | |
|------------------------|---|
| Voice net operation: | 3.902 MHz |
| Digital net operation: | 3.584.5 MHz |
| COSWN: | 146.76 repeater |
| COTN: | 146.97 repeater |
| Winlink: | Loaded over Internet from radio-generated messages |
| (Not tested) | WebEOC would typically be in use at the station as well |
| (Not tested) | We have access to FEMA and SHARES for interoperability |

Results

Counties active: 31

There were several more who were committed to providing communication for local events, or who had scheduled exercises on other dates.

Amateur Operators Involved: 200+

Message Totals: (Messages that were sent to the Ohio EOC's station.)

WINLINK FORMS (205, 213, other requests) 35

ARRL MESSAGES (by voice) 31

Tactical (unformatted) messages (Winlink) 11

(Digital) 6

Total messages received: 83

Exercise Evaluation

The results of our SET for 2021 are encouraging. We had fewer counties participating than last year but there were several who were otherwise committed this year. Their exercises will count toward Ohio totals. Unlike some exercises in the past, this year's involved operators actually deploying to the field and setting up operating stations to pass messages. The leading county in the exercise was Montgomery, which fielded 36+ operators and set up stations at 9 hospitals and 6 shelter locations.

New to SET this year was the Queen City Emergency Net (QCEN) which is a longstanding organization primarily service Cincinnati area Red Cross. Also new was the Central Ohio Severe Weather Net, which took advantage of our scenario to exercise their own operators.

Use of Winlink for forms transmission has become the 'gold standard' for emergency communication worldwide. We were impressed with the strong showing for Winlink messaging from around Ohio. This capability will continue to grow to be our strongest resource for Ohio.

Internally, the station operation was flawless, with a proven ability to reach across all portions of Ohio.

A huge "Thank you!" to everyone who participated! This is your organization, and as each of you participates, has fun, learns a little and gets more prepared for an actual activation, you make our entire group better!

From the Public Information Coordinator

John Ross, KD8IDJ - PIC

john.ross3@worldnet.att.net



THE HUMAN SIDE OF AMATEUR RADIO

Sometimes with all of the talk about bandwidth, propagation, DX, modes and standing waves we forget that behind ever QSO is a person...there is a real person on the microphone or at the key. Amateur Radio works because real people take the time and effort to make it work. There are, and have been, generations of folks who have dedicated just about every aspect of their lives making sure the "radio is always on".

To remind us of just how important the human side of Amateur Radio... is this story about three generations of hams from a rural area in Adams County and in the town of Peebles, Ohio.

Several months ago I received a call from Chris KN8E that friends Bill K8JI and Bill's son Tim N8JSZ were having some health issues. They wanted to transfer their repeater license to Chris so it would continue to operate in the area but they had run into some road blocks with the process and the paperwork. Bill KJ8I was a ham radio celebrity and each week operated the now famous 3.898 Gator Trader Net for years. He took great pride in running the net professionally and continuing the legacy of his father William W8EKG who became a SK in 1998.

Bill was from the old school of Amateur radio when you had to make an in-person visit to the FCC to get a license. He was fluent in CW and over the years worked many stations from this home OTH in Peebles and from the Peach Mountain Field Day every year...all the while working as a crane operator and serving his community as Volunteer Firefighter. Bill's son Tim N8JSZ was also in the mix on the K8JI 2 meter that his father put on the air 1992. Three generations of Amateur Radio Operators and three generations of real people behind the radios.

As for their friend Chris KN8E, who was determined to have the repeater transferred to him, it took several weeks of phone calls, emails and letters but finally it was done. The repeater remained on the air but the process left a little to be desired. He's still working on that!

For Bill and son Tim they both became SK's earlier in October this year about two weeks apart. Their repeater lives to transmit another day and leaves behind not only a great friend in Chris but Bill's daughter Tammy...and guess who helping her study for a ham license??!!!

So, really is not only a story of good people, great friends and great hams it's about an upcoming fourth generation building on the foundation laid by her family. It's also a great reminder of what Amateur Radio is what it is today...not only about the technology but about the people we call hams.



CENTRAL OHIO RADIO CLUB HOSTS VETERANS DAYS CHECK-IN NET

The Central Ohio Radio Club (CORC) will conduct a Veterans Day Check-in Net on Thursday November 11th...Veterans Day.

The net will be on the club's main repeater W8AIC 146.76 (PL 123.0) for two hours beginning at 11:00 AM. The net will be open to any amateur radio operator and you do not be a Veteran to participate.

When checking in all you need is your name and callsign and, if you are Veteran and want share that information, it would appreciated. You can also dedicate your check-in to a Veteran if you like.

Everyone checking in will be sent a special QSL card confirming your contact.

The Veterans Day Check in Net is just a simple way to honor our Veterans.



REGIONAL NEWSLETTER CONTEST WINNER RECEIVES AWARDED

The Portage County Amateur Radio Society's newsletter took first place in the regional newsletter contest this year and the award was presented at their monthly meeting last week.

Below is short video of the award presentation.

Remember, the 2022 Ohio Section Newsletter Contest will begin, officially, in December if your January newsletter is distributed then. Make sure you send a link for your entry in December and remember you'll need a total of two entries from different months, to be included in the judging!

More Ohio Section 2022 Newsletter Contest info next month.

PCARS LINK...CLICK OPEN TO VIEW

 [MAH00105.MP4](#)



HAPPY HALLOWEEN!

I'm sure the ghosts of ham radio past will be with us this year for Halloween! Many amateurs around the area will be working nets to help keep the Trick or Treaters safe as they make their way through the neighborhoods.

While these nets may not be as exciting as weather or emergency nets they are just as important and another reason Amateur Radio stands ready to help anywhere anytime.

73 and HAPPY HALLOWEEN!!

**John E. Ross
ARRL Ohio Section Public Information Coordinator
KD8IDJ
614-459-4292 Home
614-266-4292 Cell**

From the Section Traffic Manager

David Maynard, WA3EZN – STM

wa3ezn@att.net



OHIO SECTION TRAFFIC REPORT – SEPTEMBER 2021

OHIO SECTION NETS – SEPTEMBER 2021

| NET | QNI | QTC | QTR | SESSIONS | NET MANAGER |
|-------|------|-----|--------|----------|------------------------|
| BN(E) | 93 | 9 | 210 | 25 | WA3EZN De Facto |
| BN(L) | 57 | 43 | 168 | 30 | WB9LBI |
| OSN | | NO | REPORT | | OPEN |
| OSSBN | 1528 | 280 | 1813 | 90 | KC8WH |

OHIO SECTION PSHR REPORTS – SEPTEMBER 2021

| | | | | | | | | |
|--------|----|----|----|-----|----|----|-------|-----|
| WA3EZN | 40 | 40 | 30 | 365 | 0 | 20 | TOTAL | 495 |
| AD8CM | 38 | 40 | 10 | 320 | 0 | 0 | TOTAL | 408 |
| W8DJG | 40 | 40 | 30 | 45 | 15 | 20 | TOTAL | 190 |
| KM8V | 21 | 30 | 30 | 5 | 0 | 80 | TOTAL | 166 |
| N8SY | 40 | 10 | 30 | 10 | 0 | 60 | TOTAL | 150 |
| N2LC | 40 | 40 | 10 | 25 | 0 | 20 | TOTAL | 135 |
| KV8Z | 40 | 22 | 0 | 55 | 0 | 10 | TOTAL | 127 |
| WB8YYS | 40 | 21 | 20 | 10 | 20 | 10 | TOTAL | 121 |
| KD8KBX | 40 | 39 | 10 | 25 | 0 | 0 | TOTAL | 114 |
| AC8NP | 30 | 30 | 10 | 20 | 0 | 20 | TOTAL | 110 |
| KC8WH | 40 | 40 | 30 | 0 | 0 | 0 | TOTAL | 110 |
| KD8UUB | 40 | 40 | 10 | 10 | 0 | 0 | TOTAL | 100 |
| K3RC | 40 | 40 | 20 | 0 | 0 | 0 | TOTAL | 100 |
| AC8RV | 40 | 40 | 10 | 10 | 0 | 0 | TOTAL | 100 |
| WB8SIQ | 40 | 40 | 10 | 10 | 0 | 0 | TOTAL | 100 |
| KL7RF | 40 | 40 | 10 | 10 | 0 | 0 | TOTAL | 100 |
| K8MDA | 40 | 18 | 20 | 0 | 0 | 20 | TOTAL | 98 |
| K8KRA | 40 | 40 | 10 | 0 | 0 | 0 | TOTAL | 90 |
| N8MRS | 40 | 40 | 10 | 0 | 0 | 0 | TOTAL | 90 |

| | | | | | | | | |
|--------|----|----|----|----|---|---|-------|----|
| KB8HJJ | 40 | 40 | 10 | 0 | 0 | 0 | TOTAL | 90 |
| KA1G | 40 | 35 | 10 | 0 | 0 | 0 | TOTAL | 85 |
| W8GSR | 40 | 40 | 0 | 0 | 0 | 0 | TOTAL | 80 |
| KE8ANW | 40 | 6 | 0 | 30 | 0 | 0 | TOTAL | 76 |
| NC8V | 5 | 4 | 0 | 45 | 0 | 0 | TOTAL | 54 |
| K8OVO | 40 | 11 | 0 | 0 | 0 | 0 | TOTAL | 51 |
| K3AUX | 13 | 24 | 10 | 0 | 0 | 0 | TOTAL | 47 |
| KD8UOT | 32 | 11 | 0 | 0 | 0 | 0 | TOTAL | 43 |

OHIO SECTION TRAFFIC REPORTS – SEPTEMBER 2021

| | | | |
|-----------|------------|-----------|------------|
| AC8NP-30 | KB8HJJ- 41 | KM8V- 30 | NC8V-4 |
| AC8RV- 40 | KC8HTP-2 | KV8Z-22 | W8DJG-108 |
| AD8CM-79 | KC8IDM-28 | N2LC- 119 | W8GSR-43 |
| K3AUX-24 | KC8WH-48 | N8BV- 40 | WA3EZN-142 |
| K3RC- 41 | KD8HB- 61 | N8GBU- 35 | WB8SIQ-74 |
| K8KRA- 70 | KD8KBX-39 | N8MRS- 68 | WB8YYS-21 |
| K8MDA- 18 | KD8UOT- 11 | N8OD- 44 | WB9LBI-65 |
| K8OVO- 11 | KD8UUB- 57 | N8SY-10 | |
| KA1G-35 | KL7RF-74 | N8TNV-90 | |
| | | | |
| | | | |
| | TOTALS | 34/1624 | |

OHIO SECTION LOCAL NETS – SEPTEMBER 2021

| NET | QNI | QTC | QTR | SESSIONS | NET MANAGER |
|-----------|-----|-----|-----|----------|-------------|
| BRTN | 171 | 195 | 401 | 28 | W8DJG |
| COTN | 297 | 82 | 504 | 30 | KD8TTE |
| MVTN | 20 | 0 | 37 | 4 | KC8HTP |
| NWOH ARES | 304 | 98 | 437 | 30 | N8TNV |
| TATN | 379 | 65 | 335 | 30 | WG8Z |
| TCTTN | 112 | 20 | 286 | 12 | WB8YYS |

OHIO SECTION TRAFFIC REPORT – SEPTEMBER 2021

OHIO SECTION NETS – SEPTEMBER 2021

| NET | QNI | QTC | QTR | SESSIONS | NET MANAGER |
|-------|------|-----|--------|----------|-----------------|
| BN(E) | 93 | 9 | 210 | 25 | WA3EZN De Facto |
| BN(L) | 57 | 43 | 168 | 30 | WB8LBI |
| OSN | | NO | REPORT | | NONE |
| OSSBN | 1528 | 280 | 1813 | 90 | KC8WH |

OHIO SECTION PSHR REPORTS – SEPTEMBER 2021

| | | | | | | | | |
|--------|----|----|----|-----|----|----|-------|-----|
| WA3EZN | 40 | 40 | 30 | 365 | 0 | 20 | TOTAL | 495 |
| AD8CM | 38 | 40 | 10 | 320 | 0 | 0 | TOTAL | 408 |
| W8DJG | 40 | 40 | 30 | 45 | 15 | 20 | TOTAL | 190 |
| KM8V | 21 | 30 | 30 | 5 | 0 | 80 | TOTAL | 166 |
| N8SY | 40 | 10 | 30 | 10 | 0 | 60 | TOTAL | 150 |
| N2LC | 40 | 40 | 10 | 25 | 0 | 20 | TOTAL | 135 |
| KV8Z | 40 | 22 | 0 | 55 | 0 | 10 | TOTAL | 127 |
| WB8YYS | 40 | 21 | 20 | 10 | 20 | 10 | TOTAL | 121 |
| KD8KBX | 40 | 39 | 10 | 25 | 0 | 0 | TOTAL | 114 |
| AC8NP | 30 | 30 | 10 | 20 | 0 | 20 | TOTAL | 110 |
| KC8WH | 40 | 40 | 30 | 0 | 0 | 0 | TOTAL | 110 |
| KD8UUB | 40 | 40 | 10 | 10 | 0 | 0 | TOTAL | 100 |
| K3RC | 40 | 40 | 20 | 0 | 0 | 0 | TOTAL | 100 |
| AC8RV | 40 | 40 | 10 | 10 | 0 | 0 | TOTAL | 100 |
| WB8SIQ | 40 | 40 | 10 | 10 | 0 | 0 | TOTAL | 100 |
| KL7RF | 40 | 40 | 10 | 10 | 0 | 0 | TOTAL | 100 |
| K8MDA | 40 | 18 | 20 | 0 | 0 | 20 | TOTAL | 98 |
| K8KRA | 40 | 40 | 10 | 0 | 0 | 0 | TOTAL | 90 |
| N8MRS | 40 | 40 | 10 | 0 | 0 | 0 | TOTAL | 90 |
| KB8HJJ | 40 | 40 | 10 | 0 | 0 | 0 | TOTAL | 90 |
| KA1G | 40 | 35 | 10 | 0 | 0 | 0 | TOTAL | 85 |
| W8GSR | 40 | 40 | 0 | 0 | 0 | 0 | TOTAL | 80 |
| KE8ANW | 40 | 6 | 0 | 45 | 0 | 0 | TOTAL | 76 |
| NC8V | 5 | 4 | 0 | 45 | 0 | 0 | TOTAL | 54 |
| K8OVO | 40 | 11 | 0 | 0 | 0 | 0 | TOTAL | 51 |
| K3AUX | 13 | 24 | 10 | 0 | 0 | 0 | TOTAL | 47 |
| KD8UOT | 32 | 11 | 0 | 0 | 0 | 0 | TOTAL | 43 |

OHIO SECTION LOCAL NETS – SEPTEMBER 2021

| NET | QNI | QTC | QTR | SESSIONS | NET MANAGER |
|-----------|-----|-----|-----|----------|-------------|
| BRTN | 171 | 195 | 401 | 28 | W8DJG |
| COTN | 297 | 82 | 504 | 30 | KD8TTE |
| MVTN | 20 | 0 | 37 | 4 | KC8HTP |
| NWOH ARES | 304 | 98 | 437 | 30 | N8TNV |
| TATN | 379 | 65 | 335 | 30 | WG8Z |
| TCTTN | 112 | 20 | 286 | 12 | WB8YYS |

OHIO SECTION TRAFFIC REPORTS – SEPTEMBER 2021

| | | | |
|----------|-----------|----------|------------|
| AC8NP-30 | KB8HJJ-41 | KM8V-30 | NC8V-4 |
| AC8RV-40 | KC8HTP-2 | KV8Z-22 | W8DJG-108 |
| AD8CM-79 | KC8IDM-28 | N2LC-119 | W8GSR-43 |
| K3AUX-24 | KC8WH-48 | N8BV-40 | WA3EZN-142 |

| | | | |
|----------|-----------|----------|-----------|
| K3RC-41 | KD8HB-61 | N8GBU-35 | WB8SIQ-74 |
| K8KRA-70 | KD8KBX-39 | N8MRS-68 | WB8YYS-21 |
| K8MDA-18 | KD8UOT-11 | N8OD-44 | WB9LBI-65 |
| K8OVO-11 | KD8UUB-57 | N8SY-10 | |
| KA1G-35 | KL7RF-74 | N8TNV-90 | |
| TOTALS | | 34/1624 | |

OHIO HF TRAFFIC NETS

| | |
|-------|----------------------------------|
| BN(E) | Buckeye Net Early - CW |
| BN(L) | Buckeye Net Late – CW |
| OSN | Ohio Slow Net - CW |
| OSSBN | Ohio Single Sideband Net – Phone |

OHIO VHF TRAFFIC NETS

| | |
|-----------|--|
| BRTN | Burning River Traffic Net serving Cleveland and North Central Ohio |
| COTN | Central Ohio Traffic Net serving Columbus and Central Ohio |
| MVTN | Miami Valley Traffic Net serving the Dayton area |
| NWOH ARES | Northwest Ohio ARES Net serving Toledo and surrounding counties |
| TATN | Tri-State Amateur Traffic Net |
| TCTTN | Tri-County Traffic and Training Net serving North East Ohio |

Net managers are needed for both the Ohio Slow Net and the Buckeye Early Net. Net frequencies and time listed below.

Net Managers (NM) Requirements:

Novice class license or higher; Full ARRL membership.

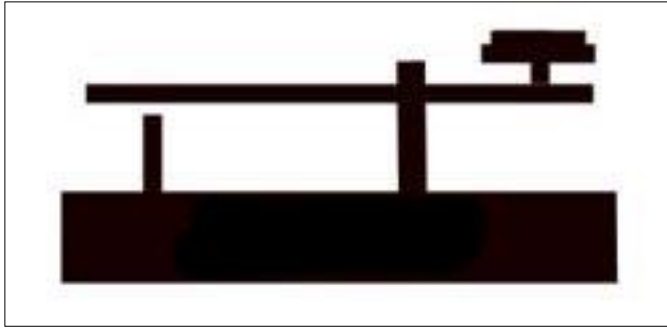
Responsibilities:

Net managers may conduct any testing of candidates for **ORS** appointment that they consider necessary before making appointment recommendations to the STM. Net Managers also have the function of requiring that all traffic handled through an NTS net or node be in proper ARRL form.

The net manager is responsible for overseeing the particular traffic net they manage. This includes scheduling net control stations, maintaining the net member roster, and providing monthly traffic reports to the Section Traffic Manager. A net manager may also select one or more assistant net managers to help with managing a traffic net.

The net manager is responsible for overseeing the particular traffic net they manage. This includes scheduling net control stations, maintaining the net member roster, and providing monthly traffic reports to the Section Traffic Manager. A net manager may also select one or more assistant net managers to help with managing a traffic net.

Recruitment of new hams and ARRL members is an integral part of the job of every ARRL appointee. Appointees should take advantage of every opportunity to recruit a new ham or member to foster growth of Field Organization programs, and our abilities to serve the public.



CHECKING INTO A CW NET

Checking into a CW Net is surprisingly easy! As a matter of fact, once you take the “plunge,” you’ll find out it is quite easy. Here is my interpretation of how a CW net is conducted. However I am not a CW operator so listen to your chosen net for a while to learn more direct operating hints.

Follow these simple instructions and before you know it, you’ll sound like an experienced traffic handler:

The NCS may call the net to order with a preamble stating the name of the net, the fact that the net is directed, and so forth. Immediately following the preamble, he may invite several specific stations (liaison stations) to check in first. This permits stations with high volumes of traffic to report in early to quickly conduct their business. This request to “answer in prearranged order,” is called “QNA.” For example, the typical order for QNA on a CW Net BNE (this varies from net-to-net) is as follows:

Once the assigned liaison stations have reported in, the net will be opened to general check-ins

QNI The NCS will typically do this by transmitting a “net call.” This “net call” consists of the net designator (an abbreviation for the net name) and the QN-signal “QNI.” For example, the net designator for the BUCKEYE EARLY Net is “BNE.” The QN-signal “QNI” requests that stations report into the net

Some examples of net-calls for a CW Net include:

Upon hearing any one of these net calls, a station may request an opportunity to be invited into the net, by sending any single letter of his/her choice (many choose the first letter of their call sign suffix). If the NCS repeats your letter, this is your invitation to “QNI.”

For example:

- NCS: “BNE QNI K”(net call)
- QNI: “E”“C” “S” (several stations wishing to check-in)
- NCS: “E”(a single letter is repeated)
- QNI: “DE WA3EZN QRU K” (the station whose letter was repeated checks in)
- NCS: “R WA3EZN GE <AS>”(the check-in is acknowledged/told to standby)

When checking in without traffic, you should transmit the Q-signal “QRU” after your call. This notifies the NCS that you are holding no traffic for the net, but are available to accept traffic.

Typically, the NCS will hold your station for approximately ten minutes, in case someone checks in with traffic for your location. If no traffic is listed during this period, you may be excused from the net. When excusing you, the NCS will transmit your call sign suffix. You need respond with only a “dit” or a tap of your key. This lets

the NCS know you are paying attention. He will then proceed to excuse you using the QN-signal “QNX.” For example:

- NCS: “EZN”
- QNI: “dit”
- NCS: “73 ES QNX
- QNI: “73 DE WA3EZN <SK>”

Your first experiences on a CW net will likely consist of these two simple procedures. This will give you the opportunity to gain confidence, while listening to the net procedures for a period of time. Each net has its own procedures so what I am presenting here is one possible example. Listening to the net will give you the proper checking procedure.

Checking In With Traffic:

Checking in with traffic is almost an identical procedure. However, instead of stating “QRU,” one should transmit “QTC” followed by the destination and quantity of each message. There are two proper methods for doing this. For example:

•“DE WA3EZN QTC CLEVELAND 1 COLUMBUS 2 K”

or

•“DE WA3EZN QTC 1 CLEVELAND 2 COLUMBUS K”

If one is listing priority or emergency traffic, such as during a disaster, the later method is preferred as it allows one to insert message precedence. For example:

•“DE WA3EZN QTC 1 EMERGENCY COLUMBUS 5 P (“priority”) CLEVELAND K”

A typical transaction might be:

- NCS: “QMN DE WA3EZN K”
- QNI: “Z”
- NCS: “Z”
- QNI: “DE WA3EZN CLEVELAND 1 COLUMBUS 2 K”
- NCS: “R WA3EZN GE (good evening) PSE <AS> (please standby).”

Once you have successfully checked in to the net, you need wait only a short time before you are either excused or directed off frequency to exchange traffic with another net member.

There are three ways, in which one can be sent off frequency to exchange traffic. The following three examples will illustrate these procedures:

•When conditions are good and the NCS has reasonable assurance that two stations can hear each other, he will simply use the “QNY” signal. If both stations are presently on net frequency he will use the following procedure:

“WA3EZN & WB8SIQ QNY DWN 3 DWN 3 NWS 1 K”

NET CONTROL TIPS

The first Q signal net control should send when calling up a CW net is 'QND'. This is the Q signal that tells the net members that the net is a formal and directed net. Until the NCS sends QND, anyone on frequency is just hanging around or perhaps looking for a random contact. No formal net has been established. When the NCS sends QND, the formal net is established and everyone on frequency should be expected to follow the proper procedures for a formal net.

The primary purpose of any traffic net is to move record message traffic as accurately and efficiently as possible. A good NCS will always keep this purpose in the back of his mind as he or she runs their net. It is mainly up to the persons actually passing the traffic to ensure accuracy. The NCS, however, can greatly affect efficiency by running an orderly net and getting the traffic passed as soon as reasonably possible. Avoiding delay and confusion directly leads to improved efficiency.

GETTING BETTER

A good way to improve your net skills is to listen to the Eastern Area Net (EAN). The EAN covers the east coast and the Caribbean. They handle a lot more traffic and have a lot more operators operating from all over the east coast. The net control usually operates at about 25 words per minute. The speed of the other ops varies widely.

Since other nets cover a much larger area than the Buckeye Net, propagation varies a lot more. Some ops are strong, some are marginal, and some can't be heard at all.

Traffic on the Buckeye net is usually from one or two net members to or from the 8RN rep. The EAN has to deal with many more combinations of traffic to and from many different region reps. Almost all traffic handling is done off of the net frequency.

A good measure of your knowledge of net operations is to figure out why the EAN NCS sends ops in the combinations they do. As you listen, Think about what you would do or say in a similar situation. If you listen often enough, you will eventually be able to explain why ops are sent where they are sent and, perhaps, be able to see a better way.

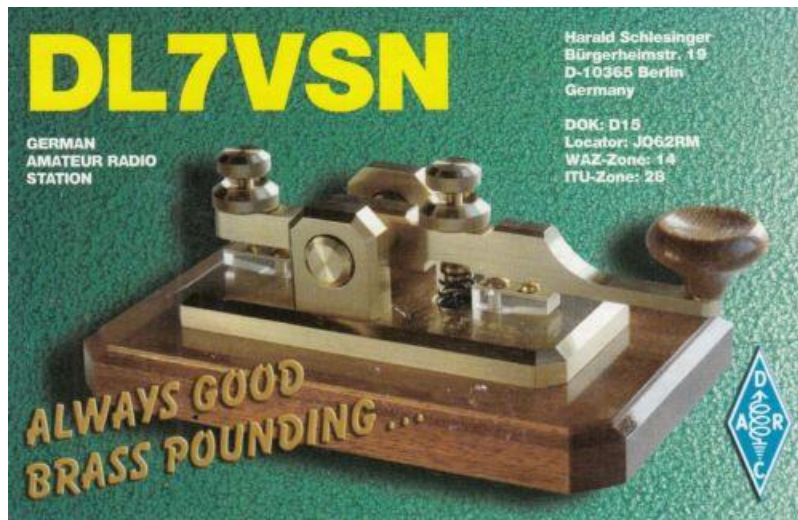
Spend some time just listening to the net frequency, then, spend some time following various ops back and forth. Think about how quickly things get done on the net. This will give you some insight into the various levels of skill present on a typical EAN. When it begins to make sense to you, and your speed improves to near 25 words per minute, a section or region net will be easy to participate in and you might even be in a position to be an efficient and accurate region rep to the EAN. In addition, your knowledge of how to be an efficient and effective NCS will improve drastically.

OHIO HF CW TRAFFIC NETS

| HF CW NETS | NET TIMES | FREQUENCY | NET MANAGERS |
|----------------------|-----------------|----------------|---------------|
| Buckeye Early | 6:45 PM | 3.580 | OPEN |
| Buckeye Late | 10:00 PM | 3.590 | WB9LBI |
| Ohio Slow Net | 6:00 PM | 3.53535 | OPEN |

All net frequencies plus or minus QRM. .

How about making a CW contact with a station in Germany like this one?



OHIO SINGLE SIDEBAND NET

| | | | |
|--------------------------|-----------------|-------------------|------------------|
| Morning session | 10:30 AM | 3972.5 KHz | every day |
| Afternoon session | 4:15 PM | 3972.5 KHz | every day |
| Evening session | 6:15 PM | 3972.5 KHz | every day |

Mike, KC8WH is the OSSBN Net Manager

OHIO LOCAL VHF TRAFFIC NETS

| VHF NETS | NET TIMES | FREQUENCY | NET MANAGERS |
|-----------------|----------------------------|-------------------------|---------------|
| BRTN | 9:30 PM DAILY | 145.230 PL 110.9 | W8DJG |
| COTN | 7:15 PM DAILY | 146.970 PL 123.0 | KD8TTE |
| MVTN | 7:00 PM Mon | 146.640 | KC8HTP |
| NWOHARES | 6:30 PM DAILY | 146.10 | N8TNV |
| TCTTN | 9 PM Sun, Tues, Fri | 147.015 | WB8YYS |
| TATN | 8:00 PM DAILY | 146.670 PL 123.0 | WG8Z |

On the 15TH of the month North West Ohio ARES Traffic Net meets on the alternate frequency of 146.94. This

net time and frequency change are has been reported to me by the N8TNV net managers.

Help keep the bands busy and your radio warm, listen for and check into traffic nets

73

David WA3EZN

Ohio Section Traffic Manager

ARES Training Update

Jim Yoder, W8ERW – ARES Data Manager

w8erw@arrl.net



ARES Training Update

Here we are at the edge of winter, soon to be complaining about the cold temperatures and the snow which likely will need shoveled more frequently than we would prefer. It seems also that the Farmer's Almanac is predicting a more winter like season this year. I would prefer a delayed onset and an extended fall this year as I have not yet gotten around to what I had good intentions of doing, getting more wire in the air and improvements to the HF station. The limits of Covid and my surgery earlier seriously limited my ability and opportunity to accomplish much of what I had planned to do.

My space here is quite limited. The lot is narrow, although with some length. Power lines cross over me and the rear portion of the lot is largely a wide driveway. Creativity is a must as I evaluate the options. One of the cobweb designs would be suitable for the space requirements, although not as effective for accommodating all the bands I would like. I'm looking at a rather novel design by Tak Antennas <https://www.tak-tenna.com/> which is a dipole of sorts comprised of two spirals of wire separated by a boom that can cover 80m to 10m. It is also not as expensive and may well end up as my choice. Otherwise, the OCF dipole design may work along with the Tak design. Both require a support structure going up from my house to gain the height needed to clear obstructions. Wire would also require an additional support in the rear lot and of sufficient height to maintain the clearances I need. My other concern is being in the city and the ambient noise levels. Trial and error will be the necessity to resolve that if required. With any luck I may still get something going yet this year. Needless to say, with all the down time I have had, I've engineered in my head all manner of rigging and designs to accomplish this.

Many of you probably read our Section Managers piece in the recent weekly newsletter regarding our ARES contribution and the training statistics I provide on a regular basis. I will echo Tom's comments and say that our efforts are really a great showing for our Ohio Amateurs. I would venture a guess here and say that I seriously doubt there is another ARRL Section that could boast of similar results.

Our numbers continue to increase, both in the number of training certificates submitted and the number of you who have submitted them. We now have over 10,000 certificates on file and 1,927 ARES members who are on the training roster. As you know there are three levels of training and I am seeing a steady flow of those increasing their level status. These are all good numbers and indicate the real commitment to training within the Ohio Section.

Can we do better? Sure we can. There are a group of you who need only one remaining NIMS course to complete and advance to Level 2. The same applies to Level 3. I would encourage everyone to have a look at the 4 FEMA NIMS courses and take the little time to complete them. The information provided will be invaluable when and if we ever find ourselves in a disaster situation. For ARES members, it will insure that you will understand the structure of a disaster response and be well equipped to respond in a productive manner. The NIMS structure and courses actually are of value to anyone who might find themselves in a disaster situation. You will recognize what is happening and how the response will be organized. It is just good knowledge to have for anyone.

I again encourage you to have a look and take advantage of the NIMS training.

Once again I thank you for your ARES support and efforts to complete your training. Each of you makes a serious contribution to the well respected reputation we enjoy as members of the Ohio Section. Thank You!

Please do not hesitate to contact me if you have questions, concerns or ideas that may help me serve you better. I do this for you and to be of service. It is my please to do so.

Best 73,

Jim W8ERW
w8erw@arrl.net

Enjoy Two Weekends of Fun During the ARRL November Sweepstakes

The [ARRL November Sweepstakes](#) (SS) weekends loom large on the amateur radio contest horizon. The CW weekend is November 6 - 8, while the phone weekend is November 20 - 22. Both events begin on Saturday at 2100 UTC and conclude on Monday at 0259 UTC.

The SS offers operating categories for every preference. The goal for many seasoned SS operators is to complete a "clean sweep" by contacting all 84 ARRL and Radio Amateurs of Canada (RAC) [Sections](#). Canada's Prince Edward Island province joined the list last year. Most SS operators try to run up the contact and multiplier counts and stay in the chair for the full 24 (out of 30) allowable hours.

The competition can be fierce, and the pileups can be huge. In 2020, ARRL received 1,445 logs for the CW event and 2,046 for the phone event.

Some Sections are harder to contact than others. Northern Territories (NT) is always a challenge, but there's a slim chance that snagging NT could be easier this year.

Gerry Hull, W1VE (also VE1RM), is hoping to operate as VY1AAA for both weekends, using "J" Allen's, VY1JA, Yukon Territory station remotely from the US. Now in his mid-70s, Allen essentially retired from ham radio a few years ago due to health issues, but he's bounced back this year with renewed enthusiasm and working to get a station and antennas ready for Hull to operate. At this point, he's sorting through a backyard scrap pile that includes tower sections he had up in the past. He wants to get 80 - 100 feet assembled and clamped to a sturdy utility pole. Hull says Allen is committed to the task.



The VY1JA tower boneyard. [Photo courtesy of J Allen, VY1JA]

"VY1JA is now in re-construction," Allen says on his [QRZ.com](#) profile. "There is only a small chance that it will be done and on the air for SS CW this year. If so, signals may be weaker than in the past, with only a 100 W Omni VII and wire antennas. Plans for building an amp failed, and antenna work has taken far longer than expected."

Hull said if Allen does manage to erect the antenna support tower, VY1AAA will have inverted V antennas for 20 and 40 meters, which Hull considers "the money bands from Yukon on CW."

"So, hoping for good weather and good health for J, and then we might have VY1AAA on for the masses for SS CW," he said. Hull said if the CW weekend is successful, he'll consider also operating in the phone

event.

Other difficult Sections to contact include Delaware, Puerto Rico, the US Virgin Islands, Pacific, and North Dakota. (Alaska, Hawaii and other US territories in the ARRL Pacific Section, Puerto Rico, and the US Virgin Islands count as W/VE stations, not as DX, for the SS.)

Contesters, especially the less experienced, often want to know how to handle duplicate contacts (dupes). It's almost a given that this will happen in SS. While some operators still set up a "hot key" to send "WKD B4" on CW when encountering a dupe, current best practice is to work the apparent dupe, log it, and move on. While dupes don't earn any points, they also don't mean you'll incur a NIL (not-in-log) penalty if the apparent dupe did not log the initial contact for one reason or another.

The SS exchange is patterned on traffic-handling terminology. For both the CW and phone events, stations exchange a sequential serial number (no leading zeros are required), an operating category (precedence), call sign, the last two digits of the year first licensed (check), and ARRL/RAC Section.

Most areas of the US change from Daylight Saving Time to Standard Time at 2 AM local time on November 7, by moving clocks back 1 hour. UTC is not affected.

Logs are due within 7 days after the event is over. Certificates will be awarded in the top operator CW and Phone scores in each category in each ARRL/RAC Section and Division, and plaques will be awarded to the Overall and Division winners. Icom America is the principal awards sponsor.

An operating guide that relates some of the history and evolution of these North American contests is available under "Operating Guidelines" on the [ARRL November Sweepstakes](#) page.



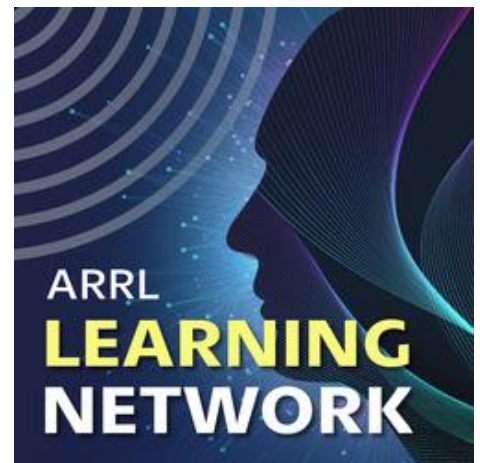
ARRL Learning Network Webinars

Visit the [ARRL Learning Network](#) (a members-only benefit) to register, check on upcoming webinars, and to view previously recorded sessions.

More webinars are coming soon. Check the website for updated information.

ARRL members may register for upcoming presentations and view previously recorded [Learning Network](#) webinars. ARRL-affiliated radio clubs may also use the recordings as presentations for club meetings, mentoring new and current hams, and discussing amateur radio topics.

The ARRL Learning Network schedule is subject to change.




Announcements

- ARRL's YouTube channel, *ARRLHQ*, has launched a series of amateur radio Technician-class license courses. This series of videos features Dave Casler, KE0OG, *QST*'s "Ask Dave" columnist, who leads viewers through *The ARRL Ham Radio License Manual*. These videos supplement the manual and provide an overview of the sections students will study, along with a few videos on how things work. Share this excellent resource with those who are preparing to take the Technician exam, and visit the *ARRLHQ YouTube channel* for more great amateur radio videos.



- Radio Club Argentina celebrates its 100th anniversary on October 21. Special event station L21RCA has been active throughout the year.
- The *WRTC 2022* organizing committee has announced final qualification standings for team leaders and teammates. The organizers note that WRTC 2022 has been postponed until July 2023.
- The International DX Association (*INDEXA*) has a new mailing address. It is 2309 Lincoln Ave., Saint Albans, WV 25177.
- A free General-class licensing course via Zoom will begin on Thursday, October 28 and continue through Thursday, January 13 -- nine sessions in all, plus 3 weeks off for the holidays in November and December. Rol Anders, K3RA, will be the instructor. Sessions will start at 6:30 PM ET (2230 UTC on October 28; 2330 UTC thereafter) and run for 3 hours. Classes are sponsored by the National Electronics Museum. To sign up, email Anders.
- Bob Bruninga, WB4APR, reports that the NO-104 satellite has been enabled for APRS-to-voice (A2V) mode. Information on how to use this and other features of this satellite is on the *PSAT2 website*. "PSAT2 voltage telemetry has failed, so we will turn the PSAT2 user modes on as long as they work," Bruninga said.



The 2021 AMSAT-UK International Space Colloquium will take place as a Zoom webinar on **October 24.** It will run from 0945 until 1500 UTC. AMSAT-UK membership is not required, but participants are asked to register before October 24. The 2021 colloquium will also be livestreamed via YouTube. Each presentation will be followed by a 5-minute Q&A session, and Zoom participants will be able to pose questions to the speakers. The AMSAT-UK Annual General Meeting will follow the colloquium and, after a short break, there will be an informal evening discussion session on "all things satellite."


The new Youth category for the CQ World Wide DX Contest (CQ WW, phone) will debut **October 30 - 31.** The category covers contesters age 25 years old or younger and applies not only to the phone event but the CW weekend, November 27 - 28. International Amateur Radio Union (IARU) Region 2 (the Americas) is one of several organizations sponsoring plaques for the top young scorers. In Region 2, plaques will be awarded to the top Youth score in each CQ WW event in North America and South America -- four in all. Youth plaques are sponsored by other entities for participants from all continents in both events. Unlicensed listeners can log all the stations they hear and compare with other shortwave listener (SWL) logs. Certificates are available for everyone submitting a contest log.



The K7RA Solar Update

Tad Cook, K7RA, Seattle, reports: Solar activity declined last week, and October 17 saw no sunspots at all. Most days this week had the minimum non-zero sunspot number, which is 11, indicating a single sunspot group containing a single sunspot.

The average daily sunspot number declined from 23.7 to 11.3, and average daily solar flux dropped by 7 points from 85.6 to 78.6.



Geomagnetic indicators were quiet, with average planetary A index declining from 12.4 to 8.4, and average middle latitude A index from 10.1 to 5.4.

Despite the lower activity, I did notice some 10- and 12-meter openings here at my location in Seattle.

Predicted solar flux appears lower too, with values at 76 on October 21 - 22; 80 on October 23 - 25; 82 on October 26 - 28; 88 on October 29 - 30; 85 on October 31 - November 11; 80 on November 12 - 20; 85, 90, 95, and 90 on November 21 - 24; 88 on November 25 - 26, and 85 through the end of November.

Predicted planetary A index is 10 and 8 on October 21 - 22; 5 on October 23 - November 1; 8 on November 2; 5 on November 3 - 5; 12, 10, and 8 on November 6 - 8; 5 on November 9 - 13; 12 on November 14 - 15; 8 on November 16 - 18; 5 on November 19 - 20; 10 on November 21, and 5 on November 22 - 28.

Sunspot numbers for October 14 - 20 were 24, 11, 11, 0, 11, 11, and 11, with a mean of 11.3. The 10.7-centimeter flux was 83.4, 84, 77.6, 77.4, 75.9, 76, and 75.9, with a mean of 78.6. Estimated planetary A indices were 7, 6, 6, 10, 10, 14, and 6, with a mean of 8.4. Middle latitude A index was 6, 4, 3, 5, 6, 9, and 5, with a mean of 5.4.

A comprehensive K7RA Solar Update is posted Fridays on the ARRL website. For more information concerning radio propagation, [visit](#) the ARRL Technical Information Service, [read](#) "What the Numbers Mean...", and [check out](#) the Propagation Page of Carl Luetzelschwab, K9LA.

A propagation bulletin [archive](#) is available. For customizable propagation charts, visit the [VOACAP Online for Ham Radio](#) website.

Club Corner

This is YOUR corner of the newsletter. Send us what your club is doing, and we'll make sure that it gets in. Got a special event or club project that you want everyone to know about? Send it to us!. Need help with a project? Send it to us.

Let us know what you club is up to. Are you going to have a special guest at your meeting or are you having a special anniversary?

Send it to: webmaster@arrl-ohio.org



INDEXA



International DX Association, Inc
2309 Lincoln Avenue
Saint Albans, WV 25177USA
www.INDEXA.org
October 12, 2021

PRESS RELEASE ***INDEXA changing mailing address***

After many years of devoted service to INDEXA and the DX community, Dick Williams W3OA is retiring as our Secretary/Treasurer. Dick will continue his service as one of our Directors. Our newly elected Secretary/Treasurer is Hal Turley W8HC. As such, INDEXA is transitioning our mailing address to Hal in Saint Albans, West Virginia. Any mail sent to Dick at the Mooresville, NC address will be transferred over to Hal during this transition.

NEW ADDRESS:

International DX Association
2309 Lincoln Avenue
Saint Albans, WV 25177USA

I would like to personally THANK Dick for all of his many years of devoted hard work for INDEXA! I also welcome Hal into this very important position with INDEXA!

ATTENTION QSL MANAGERS: If any of you are including INDEXA application stuffers with your QSL cards, please contact me at n2oo@comcast.net and I will have new ones sent to you. In the meantime, you can continue using the current ones.

See ya' in the Pileups!

Bob Schenck, N2OOPresident INDEXA www.INDEXA.org

Cincinnati Flying Pig Marathon – Sunday October 31, 2021

I'm not sure if it's related to covid19, or lack of momentum (2.5 years since the last one occurred), but we are way short on volunteers (could use ~20 more).

If anyone around the Ohio Section who doesn't normally get to participate in marathons (or maybe you do...Toledo, USAF, Columbus, Cleveland, etc.) and would like to volunteer in this one, please do this:

1. Click here: <https://flyingpigmarathon.volunteerlocal.com/volunteer/?id=56142>
2. Enter the following password in the small box & click "submit password": hamradio
3. Check that the small box next to the highlighted time frame is check marked
4. Enter the required information
5. Click the "Sign Up To Volunteer" button to submit your information

And please let me know that you did it -- there's not a "callsign" field so it's possible I won't know you -- but I'd like to!

Thanks for your interest and support....

-73- de N8TFD/Steve
DEC, District 4

Huntsburg Pumpkin Festival 202

By David Andrzejewski AD8G

The [Huntsburg Pumpkin Festival](#) is an annual two-day event in the township of Huntsburg in Northeast Geauga County, Ohio. We have fun family-friendly contests such as apple peeling, pumpkin pie eating and others. There's a contest for the largest pumpkin (this year's winner was over 1400 pounds). The local Sheriff's office brings their [K-9 units](#) for a demonstration. We feature classic tractor and car shows. Kids roll their pumpkins down a hill to see which rolls the farthest, and of course there's a parade.

Our Role

GEARS – the Geauga Emergency Amateur Radio Service – provides volunteers who participate in a variety of roles. Three GEARS members (myself included) serve on the festival committee to help organize and run the event. During the event, we fill several roles: We help ensure safety of a crosswalk that crosses a major US route with a speed limit of 55mph. We help manage the parking areas to ensure efficient use of the space. We work with the Sheriff's Office to provide traffic control during the pumpkin roll and parade – both of which require shutdown of the intersection of a US route and a state route. I assisted with the audio systems on the grounds. We provide additional security cameras for the festival security team. Our partner club, the **Gaugua Amateur Radio Association**, sponsors an outreach table at the event to evangelize amateur radio and show off some of our capabilities. Special thanks to Dale K8DOB for setting up and manning the table.



Trailer and Mobile Repeater

Technology-wise, we deploy our communications trailer. Our trailer has two dispatch positions, although we do not run a formal net as this is a small event. The trailer also contains a built-in UHF repeater. It is attached to an antenna on a mast which easily covers the entire festival. The trailer also carries a portable repeater that can replace the built-in repeater if it fails or supplement it for additional channel capacity. Special thanks to Andy KD8UAI, Mike KC8LJO and Bill W8BBL for helping with setup.

Lots of Fun

This is a really fun event – it’s fairly laid-back, but amateur radio has come to play an important role in its success. Our volunteers really enjoy working at this event, the pancake breakfasts in the morning certainly help!

For more information on GEARS, visit <https://ohiogears.org>. For more information on the Geauga Amateur Radio Association, visit <https://geaugaara.org>.

VE Sessions

Dayton Amateur Radio Association (DARA)

If you are interested in testing for a new or upgraded license, please come see us at the DARA Clubhouse. If you have questions about testing, please email exams.w8bi@gmail.com

Lake County Amateur Radio Association (LCARA)

Saturday October 2, Saturday December 4

All exams start at noon and are held at the Kirtland Library, 9267 Chillicothe Rd. Kirtland, OH

Portage County Amateur Radio Service (PCARS)

Starting on August 7th, PCARS will resume VE testing at the PCARS club site in Ravenna.

Please visit the PCARS web site and check out the information about VE testing in the latest newsletter – <https://portcars.org/files/newsletter/2021/PCARS-June-21.pdf> – see pages 8, 9 and 10 for details.

If you have any questions, don’t hesitate to contact me at KB8UUZ@gmail.com

On behalf of the VE team at PCARS, we all look forward to getting the VE testing going again and look forward to seeing you there – August 7th -10 am – at the PCARS club site in Ravenna.

DX This Week – QRZ.com Interview

Bill AJ8B (aj8b@arrl.net, @AJ8B, or www.aj8b.com)

CWOPs Member #1567

The spots this week included Asiatic Turkey, Australia, Belgium, Bonaire, Bosnia-Herzegovina, Bulgaria, Canada, Croatia, Czech Republic, Denmark, Egypt, England, European Russia, Faroe Islands, Fed. Rep. of Germany, France, Greece, Guinea-Bissau, Hungary, Iceland, Israel, Italy, Japan, Kingdom of Eswatini, Lithuania, Luxembourg, Mauritania, Moldova, Netherlands, North Macedonia, Norway, Poland, Puerto Rico, Republic of Korea, Rodriguez Island, Romania, Sardinia, Saudi Arabia, Scotland, Sicily, Slovak Republic, South Africa, Spain, Suriname, Switzerland, Ukraine, United Arab Emirates, United States, Vatican City, Vienna Intl Ctr, and Wales. Unique spots are now at 204 for the year and 40 zones. If you have been very active and you are participating in the CQ Marathon, you could have a count of 240!

Last Tuesday I was able to work in to Japan until after 10 PM around 21.020. Keep you self in front of the rig as these types of openings will occur more frequently.



DAH DIT DIT DIT DAH DAH DIT DIT DIT DAH

I have always wanted to get the details on QRZ.com, the founders, its success etc. So, I reached out to AA7BQ, Fred. He immediately responded with excellent answers to my questions. This first appeared in the newsletter of the SouthWest DX Association, July 2021.

Interview with AA7BQ – Fred Lloyd.

First of all, a little about yourself...

AJ8B: How did you first get interested in amateur radio?

AA7BQ: By 1988 I'd had enough of being denied the pleasure of enjoying ham radio and so I made a decision to commit. I sat down and forced myself to learn Morse code, which I had resisted all those years. I took my first test on January 7, 1989, in Cupertino, CA. On that day I passed the 5 WPM code (with my hands shaking), and the Novice(2), Technician (3A), and General (3B) written exams. My Technician license, N6UFT, was issued on January 31, 1989. When it arrived a few days later, I made my first QSO on 40 meters CW (by then, CW was a personal goal) and went on the air with a 220 MHZ mobile rig as well. There were lots of fine 220 Mhz repeaters in the Bay Area at the time, and every available channel had a repeater on it.



Three weeks later I upgraded to Advanced Class when I passed the 13 WPM code and written exams. I asked for a new callsign and was granted KJ6RK which luckily sounded good on CW. In April of that year, while attending the monthly Foothills College hamfest, I took the Extra Class exams on a dare. I read the written study guide while waiting in line and passed the written exam the code test by one character. Then, after brushing up code, I passed the 20 WPM test and earned my Extra the 13th of May. It was a busy spring season for me and blast! I kept the KJ6RK callsign until I moved to year and was systematically issued AA7BQ. I love non-vanity call sign!



but then missed some more on the class license on I was having a Arizona later that having a great

AJ8B: Are you able to operate much?

AA7BQ: Not really. My current housing situation sold my RV. I'm hoping to go on the air for Field Day.

prohibits it, and I

AJ8B: Do you have a favorite band or mode?

AA7BQ: Mostly HF digital modes, some 40M and 80M rag chew on rare occasions.

AJ8B: How did qrz.com come about?

AA7BQ: Back in 1992, I was a participant in an Internet newsgroup called rec.radio.amateur where I learned a great deal about the hobby from other hams around the world. There was no World Wide Web at the time, and the bulk of the Internet was mostly just email, newsgroups, and FTP downloads. A group of guys mentioned that one could buy the USA callsign database from the government for about \$700, but it was a price that few were willing to pay. This got me to thinking, "what if someone bought a copy and then split it with enough people to recover the cost"? Well, I did exactly that and before I knew it I was making copies on digital tape and sending them out all over the country. We made about 100 copies of the data and sold them for \$20 each, which covered all of our costs.

With my copy of the database, I started a dial-up bulletin board in the Phoenix, AZ area that featured call sign lookups. Each week I would spread the word with local hams on the weekly 2-meter swap net. Soon, I had about 100 regular users on the text-only dial-up system which was then called "The AA7BQ Callsign Database Server".

Six months later, it was time to get a refreshed copy of the data but by now I was tired of making tape copies. It was just more work than I wanted to do. At the time, CDROM's were just coming out and it seemed like a perfect distribution media. I contacted a popular shareware company called Walnut Creek CDROM and asked them if they had a spare 60Mb of space on one of their existing shareware titles and was surprised when they suggested that we go ahead and create an all-new Ham Radio CD. They agreed to pay for the production and pay me a sales royalty. Having never authored a commercial software product before, I enlisted the help of John, NJ7E, who designed the CDROM data format that would eventually become a legacy in the ham radio world. The software was written in C and ran under DOS as well as UNIX.

Next, having the software out of the way, I started looking for a suitable name for the project. While driving home from work one evening, it occurred to me that the Q-signal QRZ sounded good since it seemed to answer the question, "Who is calling me?". So we called the first CDROM "QRZ!" and thus began one of the most interesting and rewarding chapters of my life.

The new CD sold very well with the first 1000 copies disappearing almost overnight. Six months later, another FCC update was available and so started the six-month cycle of QRZ CDROM updates that lasted for 16 years. In total, there were 33 editions printed.

In 1993 I made friends with a local dial-up ISP and they agreed to let me move my landline BBS into their server room so QRZ could be on a high speed (56kb) internet connection. Getting the QRZ.COM domain name wasn't hard. I wrote an email to internic.net and was immediately granted the domain name QRZ.COM in October of that year. At the time there were fewer than 25,000 registered hosts on the entire internet. I started a crash course in learning HTML using Mosaic, the world's first web browser, and designed a web lookup for the database. For those who are interested, Mosaic is the great grandfather of what we know as Firefox today.

The rest is history. We stopped making CDROM's in 2009 after selling more than 150,000 copies. Since 2009, CDROM drives have nearly disappeared from most computers, and everything is done online. As CDROM sales began to wither in the late 2000s, our internet traffic started to grow accordingly. Back in the 1990s, QRZ would send copies of the CDROM to NASA so that they could be taken aboard the MIR space station. Today, the International Space Station doesn't use our CDROM, because they have the internet just like everyone else. It goes without saying that they're using QRZ in space these days.

AJ8B: Is the current "product" what you envisioned?

AA7BQ: I'd have to say yes, but I would add that my vision wasn't that specific. I simply wanted to augment my hobby and provide a service to the ham community. I was happy when QRZ had 100 users, and that satisfaction continues to this day. Running QRZ has never seemed like a job because I was doing what I was most interested in. QRZ has grown beyond my expectations and continues to gain in popularity. I'm grateful to the community for their support which in turn provides the resources that keep us growing.

AJ8B: How many regular users do you support?

AA7BQ: We have over 850,000 registered users. At any one time, around 25% of those are active on the site. Many people come and go. Some spend all day on the site. It's a vibrant mix of activity that provides something for everyone.

AJ8B: What have been some of the biggest challenges?

AA7BQ: A huge challenge is trying to adopt new things on the site. We're always weighing the utility of a potential new feature against the portion of our users who are resistant to change.

AJ8B: What feature is the "best kept secret"? (What all don't have enough time to explore and experiment)

AA7BQ: We encourage folks to try PicSafari - a scrolling, searchable list of over 2,000,000 ham radio photographs, cards, and ham ephemera. You can find it under the Database menu on the home page. It's at the bottom.



AJ8B: What kind of upgrades/features do you see in the near future that you are willing to share?

AA7BQ: We hope to transition to new forums software this year.

AJ8B: Thanks for taking the time to answer my questions. Is there anything you would like to share with us?

AA7BQ: Thanks to all who frequent QRZ and please consider becoming a subscribing member. This year we're letting folks know that all of the great new things that we've been providing have been mostly due to our subscribing members. Without them we'd not be able to provide such things as the Logbook, the Awards Program, or our 365 days a year support. Your subscriptions make the site possible and we especially thank every member who shows their support.

73, Fred Lloyd, AA7BQ

CQDX CQDX CQDX CQDX CQDX CQDX CQDX CQDX CQDX

Here is an update from Bernie, W3UR, of the DailyDX and the WeeklyDX, the best source for DX information. <http://www.dailydx.com/> . Bernie has this to report:

SV – Greece - After 90 years of operation, in 1999 all the traditional coastal communications stations with ships switched to digital modes and satellites. SV1RP notes that some fondly remember the old Morse era and legendary stations. November 13-14 hams will be putting some of these coastal stations on the air again. Greece and the SVA organization plan to make this an annual event. Those wanting to participate may email sv1rp@yahoo.com to discuss things. The "Greek Amateur Radio Team DX Plus" are promoting the event.

<https://dx-plus-hellenic-radio-amateur-team6.webnode.gr/en/>

CY9 & CY0 - St. Paul and Sable Islands -CY9C & CY0C are two expeditions planned for next year. The authorities supervising CY9 have recently changed. The Canadian Wildlife Service now has control over the main island and access permission looks very limited, perhaps not allowed at all. DXpedition planners are in contact with the Canadian Coast Guard to seek permission to go back to the northeast island, where WA4DAN and his group operated in 2019. In 2016 they were able to operate from both islands. They hope to go to St. Paul (CY9) in late July if they can get the permission.

CY0, Sable, is still on track for October 2022. WA4DAN is in frequent contact with Parks Canada and Sable Aviation and is cautiously optimistic the pandemic will not be an issue then. <http://cy0dxpedition.net/index.html>

EL – Liberia - EL2EF, Eric, is back on the air from Monrovia. October 7 he was on 20 SSB for some hours. His last Club Log update was May 2, 2020. N2OO hopes to update with QSOs made since then. <https://secure.clublog.org/logsearch/el2ef>

D6 - Comoros Island - Twelve ops from the F6KOP Radio Club plan to be on the air starting in mid to late January with five stations, CW, SSB, RTTY and FT8/4, 160- 10 and QO-100 satellite. They are waiting for their callsign.

G – England - The Platinum Jubilee of Elizabeth II will be throughout 2022. Callsigns GB8HRM and GB8PJE will be part of it. It has been 70 years since the Queen came to the throne. She became Queen on February 6, 1952.

BV – Taiwan - JH4RHF/OE1JUN, Jun, is currently in Taiwan for his work until November 8, 2021. In his spare time Jun will try to be on the band, probably on 40-10m CW. QSL via OE1JUN.

Free General Class Licensing Course on Zoom Starting October 28 by K3RA, Rol Anders

Free weekly General Class licensing course on Zoom beginning Thursday, October 28 through Thursday, January 13 (9 sessions plus 3 weeks off for the holidays in November and December.) Sessions will start at 6:30 pm eastern time, and run 3 hours. These are the classes sponsored by the National Electronics Museum that we have been holding for years. Please publicize this with anyone you know that you think would be interested. Those wishing to sign up should email me at roland.anders@comcast.net.

(W3UR's note: Rol has been doing this for many years and does an excellent job. In the Spring he offers an amazing 9-10 week class on many of the facets of the hobby including Contesting, DXing, Antennas, Propagation, VHF/UHF, Digital, QSLing, etc.)

TZ – Mali - DK1CE, Ulmar, gives us more details on his upcoming activity from Bamako. He will be there and QRV as TZ1CE from November 18 to December 8, possibly extended to December 15. He'll have an IC-7300 and KPA-1500 running 400 watts and 100 watts on FT8. Activity will be on CW, SSB and FT8 on 1.8 through 28 MHz using a Log periodic Yagi 10-20m, Yagi 30m, dipoles 40/80m and inverted L 160m. His license does not allow him to operate on 60 meters (5 MHz). Ulmar says he will be looking for stations outside of Europe when operating on FT8. QSOs will be uploaded to Club Log next year, but no plans for uploading to LoTW. QSL via the bureau or direct to DK1CE. All QSOs will be confirmed with paper QSLs via the bureau, "whether requested or not".

V5 - Namibia - DK2WH, Gunter, will once again be QRV as V51WH from November 2021 to March 2022. During contests he will use special call V51Y. QSL via DK2WH.

DAH DIT DIT DIT DAH DAH DIT DIT DIT DAH

CONTEST CORNER

Below is a list of upcoming contests in the "Contest Corner". I think this is important for someone who is trying to move up the DXCC ladder since entities that are on the rarer side and easiest to work in contests. Some of my best "catches" have been on the Sunday afternoon of a contest when the rarer entities are begging for QSOs. Of course, the gamble is that if you wait until Sunday, conditions may change, or they simply won't be workable. However, it is not a bad gamble. Of course, why not work the contest and have some fun! Check out the WA7BNM Contest Calendar page (<https://www.contestcalendar.com/>) and CQ Magazine for more contests or more details.

The contests in **red** are those that I plan to spend some significant participation time on. PLEASE let me know if you are working contests and how you fared.

Thanks!

| | | |
|-------------------|----------------------------|--|
| Oct. 27 | UKEICC 80m CW | https://bit.ly/2SDPqQQ |
| Oct. 28 | RSGB Autumn Series SSB | https://bit.ly/3p4eShW |
| Oct. 30-31 | CQWW DX SSB Contest | www.cqww.com/index.htm |

| | | |
|-------------------|---|--|
| | | |
| Nov. 1 | RSGB Autumn Series, Data | https://bit.ly/3p4eShW |
| Nov. 3 | UKEICC 80 Meter Contest SSB | https://bit.ly/2SDPqQQ |
| Nov. 3 | VHF-UHF FT8 Activity | www.ft8activity.eu/index.php/en |
| Nov. 6-7 | IPARC Contest | www.iparc.de |
| Nov. 6-7 | Ukrainian DX Contest | http://urdx.org/rules.php?english |
| Nov. 6-8 | ARRL CW Sweepstakes | www.arrl.org/sweepstakes |
| Nov. 7 | High Speed Club CW Contest | www.highspeedclub.org |
| Nov. 10 | RSGB Autumn Series, SSB | https://bit.ly/3p4eShW |
| Nov. 10 | VHF-UHF FT8 Activity | www.ft8activity.eu/index.php/en |
| Nov. 13 | FISTS Saturday Sprint | www.fistsna.org/operating.html#sprints |
| Nov. 13-14 | 10-10 Digital Fall Contest | http://bit.ly/1FrFeBc |
| Nov. 13-14 | JIDX Phone Contest | www.jidx.org |
| Nov. 13-14 | OK/OM CW DX Contest | http://bit.ly/19rrRjI |
| Nov. 13-14 | SARL VHF/UHF Analogue Contest | http://bit.ly/H0IqQf |
| Nov. 13-14 | Worked All Europe RTTY Contest | https://bit.ly/36ubggF |
| Nov. 13-15 | AWA Bruce Kelley 1929 Memorial QSO Party | https://bit.ly/2FtzQEn |
| Nov. 13-15 | CQ-WE Contest | http://cqwe.cboh.org/rules.html |
| Nov. 13-15 | PODXS070 Club Triple Play Low Band Sprint | http://bit.ly/2Cq2yUA |
| Nov. 14 | FIRAC HF Contest | www.firac.de/html/contest.html |
| Nov. 14-15 | Fall Classic Exchange CW | www.classicexchange.org |
| Nov. 16 | RSGB FT4 Contest Series | http://bit.ly/38xg9V7 |
| Nov. 16-17 | Fall Classic Exchange CW | www.classicexchange.org |
| Nov. 19 | YO International PSK31 Contest | www.yo5crq.ro/Rules.htm |
| Nov. 20 | Feld Hell Turkey Sprint | https://bit.ly/3asfcij |
| Nov. 20 | RSGB 2nd 1.8 MHz Contest CW | http://bit.ly/34wTLMo |
| Nov. 20-21 | All Austrian 160M Contest | https://bit.ly/3fgsiUo |
| Nov. 20-21 | LZ DX Contest | http://lzdx.bfra.bg/rulesen.html |
| Nov. 20-21 | REF 160-Meter Contest | https://bit.ly/3iHzsQU |
| Nov. 20-21 | SARL Newbie Party | http://bit.ly/H0IqQf |
| Nov. 20-21 | ARRL EME Contest | www.arrl.org/eme-contest |
| Nov. 20-22 | ARRL SSB Sweepstakes | www.arrl.org/sweepstakes |
| Nov. 21 | FISTS Sunday Sprint | www.fistsna.org/operating.html#sprints |
| Nov. 21 | Homebrew & Oldtime Equipment Party | www.grpcc.de/contestrules/hotr.html |
| Nov. 24 | UKEICC 80 Meter Contest CW | https://bit.ly/2SDPqQQ |
| Nov. 25 | RSGB Autumn Series, CW | https://bit.ly/3p4eShW |

ARLD042 DX news

This week's bulletin was made possible with information provided by W2GD, The Daily DX, the OPDX Bulletin, 425 DX News, DXNL, Contest Corral from QST and the ARRL Contest Calendar and WA7BNM web sites. Thanks to all.

KINGDOM OF SWATINI, 3DA0. A group of operators are QRV as 3DA0WW until October 26. Activity is on 160 to 10 meters using CW, SSB, RTTY and FT8 in DXpedition mode. QSL direct to YL2GN.

THE GAMBIA, C5. Operators Jan-Francois, F4AHV, Gerard, F5NVF, Luc, F5RAV and Abdel, M0NPT will be QRV as C5C from Kololi from October 24 to November 19. Activity will be on 80 to 10 meters using CW, SSB, FT8, FT4, and Satellite activity on QO-100. QSL via F5RAV.

BAHAMAS, C6. Richard, NN2T will be QRV as C6AHB from Bimini Island, IOTA NA-048, from October 27 to November 3. This includes being active in the upcoming CQ World Wide DX SSB contest. QSL to home call.

FEDERAL REPUBLIC OF GERMANY, DA. Members of the DARC local association Wolfsburg and possibly others will be QRV as special event station DR0OEBIS until the end of 2021 to celebrate the 150th anniversary of the railway station Oebisfelde. Activity will be on various HF bands and Satellites using CW, SSB, RTTY and various digital modes. QSL via bureau.

MARTINIQUE, FM. Miguel, EA1BP will be QRV as FM/EA1BP from October 27 to November 5. This includes being active as TO7O in the upcoming CQ World Wide DX SSB contest. QSL to home call.

GALAPAGOS ISLANDS, HC8. Members of the Tifariti Gang/DX Friends will be QRV as HD8R from October 26 to November 7. Activity will be with four active stations on 160 to 6 meters, including 60 meters, using CW, SSB, various digital modes, and on Low-Earth orbit Satellites. This includes being an entry in the upcoming CQ World Wide DX SSB contest as either a Multi/2 or Multi/Multi entry. QSL via EA5RM.

SARDINIA, IS0. Richard, OM2TW is QRV as IS0/OM2TW until November 1. Activity is holiday style on the HF bands using CW, SSB, and various digital modes. This includes being an entry in the upcoming CQ World Wide DX SSB contest. QSL via OM2FY.

JAPAN, JA. Members of the radio club in the city of Tama are QRV as 8N1TAMA until the end of June 2022 to mark their city's 50th anniversary. Activity is on 160 meters to 70 centimeters using CW, SSB and FM. QSL via bureau.

ARGENTINA, LU. Special event station L21RCA is QRV until the end of 2021 to celebrate the 100th

anniversary of the Radio Club Argentina. QSL via LU4AA.

BELGIUM, ON. Special event stations ON75AF, ON75BAF and ON75BFS are QRV until the end of 2021 to draw attention to the 75th anniversary of the Belgian Air Force. QSL via operators' instructions.

BONAIRE, PJ4. Tjeerd, PE1OJR is QRV as PJ4/PE1OJR until October 29. Activity is holiday style mainly on 40 and 20 meters using SSB, FT8 and FT4. QSL via LoTW.

SABA, ST. EUSTATIUS, PJ5. John, W5JON will be QRV as PJ5/W5JON from St. Eustatius, IOTA NA-145, from October 24 to November 1. Activity will be on 40 to 6 meters using SSB and FT8. This includes being an entry in the upcoming CQ World Wide DX SSB contest. QSL direct to home call.

ARUBA, P4. John, W2GD will be QRV as P40W from October 25 to November 1. Activity will be on all bands as time permits. This includes being active in the upcoming CQ World Wide DX SSB contest. QSL via LoTW.

TURKS AND CAICOS ISLANDS, VP5. Mario, W4HBW is QRV as VP5MA from Providenciales Island, IOTA NA-002, until October 31. He is usually active on 20 and 15 meters using FT8. QSL direct to home call.

BERMUDA, VP9. Jeff, N6CQ will be QRV as VP9/N6GQ from October 27 to November 1. Activity will be on 160 to 6 meters using CW and SSB. He plans to be active as VP9I in the upcoming CQ World Wide DX SSB contest. QSL via operator's instructions.

The Telephone Pioneers QSO Party and K1USN Slow Speed Test are scheduled for October 25.

The Worldwide Sideband Activity Contest and RTTYOPS Weeksprint are scheduled for October 26.

The SKCC CW Sprint, Phone Fray, CWops Mini-CWT Test and UKEICC 80-Meter CW Contest are on tap for October 27.

Please see October QST, page 75, and the ARRL and WA7BNM Contest web sites for details.

One Question Questionnaire

How about going to <http://arrl-ohio.org> and giving me a click? (It's in the bottom left corner of the page)

“If you had to make a QSO in CW (even if really slow) could you do it?”



From the last Poll: ***“Do you operate portable when you go on vacation?”***

Looking better with 51 responses, it broke out to 37 yes’s and 14 no’s. Seems like we all need a good vacation so we can get on the AIR!

Upcoming NIMS Training Opportunities

Need to get those really hard to get ICS 300 and 400 classes to get to Level 3? They are now being offered with very limited virtual seating. Yes, these classes are being offered virtually now along with a lot of other classes that used to require in-class sessions. Want to see what and where these classes are being offered?

[>> Click Here <<](#)

Print an Official or Unofficial Copy of Your Amateur Radio License *(By Anthony Luscre, K8ZT)*

As of February 17, 2015, the **FCC no longer routinely issues paper license documents** to Amateur Radio applicants and licensees. The Commission has maintained for some time now that the official Amateur Radio license authorization is the electronic record that exists in its Universal Licensing System (ULS). The FCC will continue to provide paper license documents to all licensees who notify the Commission that they prefer to receive one.

Licensees also will be able to print out an official authorization — as well as an unofficial “reference copy” — from the ULS License Manager. I’ve created a set of instructions on how you can request an **“official” printed copy of your license***



[Click here to download the instructions](#)

[TOP^](#)

V.E. Test Sessions

Many V.E.'s have decided to start testing once again, but with restrictions that need to be adhered to for sure. Here's the link to find that V.E. Test session and what is expected of YOU before going. <http://www.arrl.org/find-an-amateur-radio-license-exam-session>



Final... Final



At least we live in interesting times!

Before I forget, looking for a speaker for an upcoming meeting? Joe Garcia – NJ1Q - Station Manager for W1AW, has offered a W1AW Station Tour (via Zoom) for any club that would want to present that as their monthly meeting. Joe just gave a presentation this past week for a group of Section Managers, and I can wholeheartedly recommend it! Joe does a fantastic job and there's a lot of interesting information to be made aware of. You can contact Joe at ARRL to set up your presentation.

We are at the time of year when most clubs are electing their officers for the coming year. I can tell you that most club officers do a lot of good work for your clubs. I would encourage everyone of you to serve your club in this way, at least once. Maybe even try some of the several positions. I'm sure it'll give you a greater appreciation for all they do on your behalf. Your clubs do a lot to enhance your experience with the hobby, it's one of the best ways you can give back.

On the flip side of that, if you're a club member, you can make the club officer's jobs a lot easier just by appreciating what they are doing! I know how easy it is to point out all the little goofs and mistakes that get made, but guess what? It's not any harder to give a word of encouragement or praise for what they do. The results might actually be better too. Everyone wants to be appreciated. If you want to have a truly fantastic club, create a culture of friendliness, gratitude and appreciation. Get it going from both the top down and the bottom up. You'll be amazed at what it can do for an all-volunteer organization like most clubs are. (Geeze, I sound like somebody's mother here!)

There's a famous ham who coined the phrase "look what I found in the trunk of my car!" (Bonus points if you send me his name and callsign –

wb8lcd@arrl.org) In all my years as a ham, as a club officer, I've always let it be known to my friends and acquaintances that I'm a ham. Now I've never had stuff just show up in my trunk, but, I've often times had people approach me with "I know a guy" who had a ham in his family who is now gone and they got a whole lot of stuff you might be interested in. I've even heard that after I found all of that stuff in front of my garage. I've got some neat stuff that way, and, I've got a lot of stuff to share with friends that way. And you do know I like old radios!

Recently my neighbor showed up with a whole pick-up truck loaded with stuff that I've been going through. You never know what you'll find. Anyhow, one group of



pieces was obviously part of an old, homebrew transmitter. I've got the High-voltage power supply, a low-voltage supply and modulator and what looks like the main control box. You can tell that some real serious building skill went into making this equipment – probably from schematics and an article in either an old QST or Handbook.

Currently, I don't have the time to put into a project like this, but if you do, let me know – it's yours! (first come first served) Unfortunately, I also don't have the space to store it either. I really don't want to pitch it, so I'm hoping it'll look like something that someone would like to preserve. Even if all you did was take it apart, I'm sure it would be an interesting history lesson.

Starting January 1 of this year, I got a real education on what all the responsibilities of a Section Manager are. Actually, it was more like a "crash course". When my business partner unexpectedly passed away in June, it really put a load of extra work on me. I'm not complaining, just stating the facts. Scott, N8SY has been very involved with helping me keep my head above the water line. He continues to be one of the most involved and concerned people I know in the sphere of Amateur Radio! Thanks Scott. Everyone who is a member of the OHIO SECTION Cabinet has been proven to me to be not only a friend, but an advocate and promoter for our hobby. They all contribute to making the Ohio Section not just the biggest, but the best section in the ARRL!



Thank you. Thank you all for making this the best hobby in the world!

73, de Tom WB8LCD ARRL OH Section Manager
WB8LCD@ARRL.ORG
330-554-4650

“Swap & Shop” on the website

Hey Gang,

Have you taken a look at the **Swap & Shop** page on the Ohio Section webpage yet?? Here’s a link that will take you there...

<http://arrl-ohio.org/sm/s-s.html>



Do you have equipment that you just don’t need or want anymore? Here’s a great venue to advertise it, and it’s FREE!!

Is your club doing a fund raiser to help raise money? After a lot of thought, it was decided that the Swap & Shop webpage could also contain these types of items as well.

The same rules will apply as do for the For Sales and Give-A-Ways and will only be posted for a month at a time. Please see the Terms & Conditions on the webpage.

If your club is doing a fund raiser and wants more exposure, please forward the information to me and I’ll advertise it on the Swap & Shop webpage for you. Now, I still want to remind you that it won’t be listed in this newsletter because it would take up way too much space, so your ad will only appear on the website. It is there for any individual to post equipment Wanted / For Sale or Give-Away as well as for Club Fund Raisers. No licensed vehicles/trailers or business advertising will be posted.

Postings are text only (no pictures or graphics) will be posted for a maximum of 1 month from date posting and require a contact phone number or email within the posting. Send your Wanted / For Sale or Give-Away post to: swap@arrlohio.org

Back Issues of the PostScript and Ohio Section Journal

Hey, did you know that PostScript and Ohio Section Journal (OSJ) are archived on the website? You can go back and look at any edition simply by clicking:

<http://arrl-ohio.org/news/index.html>



Ohio Section Cabinet

| | |
|--|--|
| Section Manager – Tom Sly, WB8LCD | Section Emergency Coordinator – Stan Broadway, N8BHL |
| Technical Coordinator – Jeff Kopcak, K8JTK | Section Traffic Manager – David Maynard, WA3EZN |
| State Government Liaison – Bob Winston, W2THU | Affiliated Clubs Coordinator – Tom Sly, WB8LCD |
| Section Youth Coordinator – Anthony Luscre, K8ZT | Public Information Coordinator – John Ross, KD8IDJ |

Chit – Chat, and All That!

Do you know someone that's not getting these Newsletters? Please, forward a copy of this Newsletter over to them and have them "[Opt-In](#)" to start receiving them. Heck just have them send an email to: webmaster@arrl-ohio.org to be added.



We now have many thousands of readers receiving these newsletters weekly. Quite impressive, I'd say! I urge all of you to make sure that everyone, regardless of whether they are a League member or not, get signed up to receive these weekly Newsletters.



You can always "Opt-Out" at any time if you feel this is not what you were expecting. It's fun and very informative. All of your favorite past newsletters are now archived too. You can go back at any time and read them. Just go to: <http://arrl-ohio.org/news/>

The pictures on the front page and throughout this newsletter are from various newsletters, Facebook posts and/or were sent directly to me in recent weeks. Take a good look at them, you just might be in one of the pictures! "SMILE... you're in the Ohio Section News!!"



Stop... We'll be back next week with another exciting adventure for your reading pleasure!

The Ohio Section Journal (OSJ) is produced as a comprehensive look at all the programs within the Ohio Section. I sincerely hope that you have enjoyed this edition of the OSJ and will encourage your friends to join with you in receiving the latest news and information about the Ohio Section, and from around the world!