





# Memorial Day Edition

- [From the Technical Coordinator](#)
- [From the Section Emergency Coordinator](#)
- [From the Affiliated Club Coordinator](#)
- [From the Public Information Coordinator](#)
- [From the Section Youth Coordinator](#)
- [From the Section Traffic Manager](#)
- [ARES Training Update](#)
- [From the ASM](#)
- [National News](#)
- [The Handbook Give Away](#)
- [Club Corner](#)
- [Hamfests](#)
- [DX This Week](#)
- [One Question Questionnaire](#)
- [ARES Connect](#)
- [VE Testing](#)
- [Final.. Final..](#)



---

## *From the Technical Coordinator*

**Jeff Kopcak – K8JTK TC**

[k8jtk@arrl.net](mailto:k8jtk@arrl.net)

Hey gang,

Well, this stay at home thing seems to have run its course – beginning week 11 soon. Unless you’ve been under a rock, you know by now Dayton Hamvention was canceled this year. First time ever in its history. Weekend events that had the resources were virtualized such as [Contest University](#). Some vendors and manufactures ran Dayton specials regardless of the lack of a physical showing. Technical Specialist Bob - K8MD pointed out that one of the retailers ran a special on D-STAR repeater components for \$299 apiece. That meant a full stack (controller, 2m voice, 440 voice, 1.2G voice, and 1.2G data) could be purchased for about \$1,500. Wow. Just ONE of those items cost about that much retail. Is ICOM feeling the pressure from the Yaesu repeater giveaway, DMR, or is D-STAR II around the corner? Hmmmm...



Unfortunately, I’m starting to see on-the-air happenings return to previous levels. I guess that means people are returning to work, going out more, and returning to their normal. For me, I knew early on I wanted to utilize the hunker-in-place order to knock out some long-standing projects and “to-dos” of mine. Others had the same idea.

Among my list of annoying issues was a problem with one of my Fedora systems. As I’ve written about in the past, [I made the switch to Fedora Linux](#) as the primary operating system on my desktop and laptop. Fedora is a cutting-edge operating system and employs a very aggressive release and end-of-life schedule. The project releases a new version twice a year in April and October. When a new version drops, they mark the version two behind it as end-of-life. Fedora 30 released in April of 2019 means Fedora 28 went end-of-life one month after that date, May 2019. No bug fixes, no package updates, no security enhancements. And everyone complains about Microsoft ending life of a 10-year-old OS. Well, I knew what I was getting into.



Fedora 31 released at the end of October, 2019. I usually wait 2-3 months for the major problems to be ironed out and updates made available before I upgrade. When I tried to update to 31, I ran into a problem. Using the Fedora 31 Live CD or doing the automatic upgrade, the boot process would hang on this line:

*A start job is running for Monitoring of LVM2 mirrors, snapshots etc. using dmeventd or progress polling*  
This process neither finished loading nor failed to load after any amount of time. Off to the Internet I went. Searching “Fedora 31” and the message above brought me to a couple [bug reports](#) and [forum posts](#) about the same message. Unfortunately, none of the suggestions got me past this problem. Due to life and other responsibilities, I put it aside secretly hoping Fedora 32 would have fixed my problem, saying I would upgrade from 30 to 32. I saw [Fedora 32 beta](#) was available (now a full release) and downloaded the Live CD. Problem still existed. Darn!

[TOP ^](#)

Since this occurred during the boot process of both the Live CD and after upgrading a previous installation, I couldn't look or pull stored logs easily to see if those provided any clues as to why the process was hanging. Live CD images are the lifeline go-to when the installed OS on the hard drive won't boot. In addition to installing the OS, they are used as a rescue method to repair a borked install. I couldn't get the Live CD to boot so I was in trouble if this system ever became unbootable because *I've never \*cough\* have done something that \*cough\* \*cough\* caused my system to become unbootable...*



Storage server supporting RAID (Wikipedia)

The forum post above gave me a clue and I started exploring this as being an issue with my RAID array. [RAID](#) stands for Redundant Array of Inexpensive (or Independent) Disks. It's a technology that combines multiple physical disks into logical units for redundancy, performance, or both. I tried messing around in the BIOS disabling other arrays, that didn't work. I thought maybe something in the RAID information written to the disk was causing a problem. Backed up everything on the array and deleted it. Deleting a RAID array destroys all data on those disks!! When I recreated the array, the Fedora 31 Live CD booted! Problem solved!!? Yeah, no. It would boot successfully once then hang on subsequent reboots or after being installed to the hard drive.

After screwing around with it even more, I finally searched "Fedora 31 Intel RAID array LVM2 dmeventd" and found [this bug report](#) and [how to work around](#) the exact issue I was having. Whoo Hoo! Problem solved, well workaround provided. It took a while to get there. Simply searching a message, error, or problem may not return the most relevant search results for your issue. You might have to dig at it a bit by gathering other information to determine the real reason or peel back the right layer to discover the correct answer.

Work around involved masking the lvm2-lvmpolld.service via kernel load parameters and at the command line after install. [Masking](#) creates a link to the Linux blackhole /dev/null device so the service cannot be started by systemd or dependencies. The service is a polling system for the [Logical Volume Manager](#) (LVM). After all that, I was finally able to get Fedora upgraded to 31! Just in time as version 30 was about to go EOL. I noticed the data consistency validation scan no longer automatically occurs on the arrays, which is likely related to disabling the service. I initiate it manually every couple of weeks. The problem of not being able to boot has an active bug report that's assigned. Hopefully gets attention from a developer and fixed.

Windows 7 Users: Take Heed

It's become more imperative that you move to another operating system like Windows 10, Linux, or utilize a 3rd party patching service like 0patch. Unlike Windows XP's end-of-life, there were not too many critical issues shortly after EOL. Microsoft did release patches for 'really bad' issues. XP, and any OS, always have an unknown number of undiscovered security problems. We were not so fortunate to run with Windows 7 as long without discovering major problems. There have been a number of significant critical issues each month since Windows 7 went EOL that affect Windows 7, 8, and 10, for which Microsoft has not (and likely will not) patch Windows 7.

My [February OSJ article](#) has information about how issues can affect 'all versions of Windows' and information on 0patch.



Broken Windows (Krebs on Security)

[March OSJ article](#) covers upgrading to Windows 10 for free and check my [Linux information article](#) for choosing a Linux distribution.

A reader previously tried to argue that exploits resided in browsers. Since the last official update for Windows 7 in January, these critical exploits are largely operating system based: ActiveX, [Windows Installer](#), [Graphics Interface](#), [font rendering](#), and [shortcut handling](#) (.lnk files) with many being 0-day, meaning they are actively exploited in the wild. Could be a result of someone that has physical access to the machine, an application the user thinks are legitimate or an app that comes bundled with crapware/malware, or polled by an infected device on the network.

[This month alone](#), 111 security holes were patched, 16 being critical, *in supported* Windows operating systems. Makes you wonder why anyone is still using a Microsoft Windows OS. Lack of software support and learning curve are probably the biggest. I have a few uses for Windows, ugh - thank you streaming services and your stupid ‘copy protection.’ Microsoft is looking at ‘containerizing’ the Win10 operating system. The belief being when a software component fails to update or creates a problem, it doesn’t affect other parts or crash the entire operating system – separate containers that only affect themselves. Or maybe Microsoft should focus on getting the operating system stable instead of “feature updates” no one cares about. </end rant>.

AmateurLogic.TV Sound Check Net

One of the nets created since the stay-at-home order is the Amateur Logic Sound Check Net. [Amateur Logic.TV](#) is a long-running monthly podcast featuring the latest in ham radio. There have been 5 nets so far. I became involved with the net because they wanted the ability to link D-STAR and DMR users to their EchoLink net. I was able to offer up my [Digital Voice Multi-mode Interlink System](#) Hub. Started utilizing only those three modes but quickly expanded to incorporate all. Users have checked in using all the modes each week, including Wires-X.

The AmateurLogic guys are using a local repeater in Mississippi connected to an Echolink node. I connect to their Echolink node and transcode audio to and from other modes: AllStar Link, Hamshack Hotline, D-STAR, DMR, YSF, and Wires-X. It has performed well as it mostly lives in the cloud and has data center level resources. Users and sponsors of the net have been impressed with how well it works and grateful to experiment with many modes to reach the net – one of the few, if not only, taking [Hamshack Hotline](#) checkins.

I was net control MC for a couple of their nets. It was my longest and most amount of checkins with about 40 at nearly 2 hours for a net. The net is on Tuesdays at 9pm eastern and should be running for at least a couple more weeks. Net can be reached by connecting to any of my hub nodes or checking ALTV social

media for other connections. Everyone is welcome!

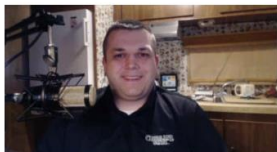
Thanks for reading and 73... de Jeff – K8JTK



Echolink W5PPB-R 39154  
EchoLink: K8JTK-R 233196  
AllStar: 50394  
Hamshack Hotline: 94026  
DMR: Brandmeister TG 31983  
D-STAR: DCS/XLX983 A  
YSF: K8JTK Hub 17374  
Echolink: NBPC-R 75408  
AllStar: 45743  
DMR: Brandmeister TG 314651

**AmateurLogic.TV**  
**SOUND CHECK net**

*Tonight*  
*May 12th* 8PM CDT  
0100 UTC



**With Special Guest**  
**NCS!**

**Jeffrey Kopcak, K8JTK** [www.live.amateurlogic.tv](http://www.live.amateurlogic.tv)

*Previous net announcement with NCS K8JTK!*

---

***From the Section Emergency Coordinator***

***Stan Broadway, N8BHL - SEC***

[broadways@standi.com](mailto:broadways@standi.com)

***Field Day 2020 – what’s it look like?***

I don’t have to tell you about 2020 so far. Regardless of our own conclusions the government-enforced shutdown of life-in-general has caused numerous events to go away. On the bright side, being restricted to our homes has had the benefit of allowing time to re-focus on the really important factors of our lives.



Since the first Field Day took place in 1933, hams have practiced the rapid deployment of radio stations in emergency or remote conditions. Think: hams step up in wake of cataclysmic end-of-the-world disaster to save humanity with our ability to create a working station from two bales of straw, masking tape and a bolt of string. OK, not quite that but you get the idea. And the ARRL had the idea back in 1933 as hams literally took to the fields. It was nothing like today- they operated out of tents, on wooden crates, or from cars using large tube-type radios and a variety of power sources. It was a test of survival as well as

communication. Over the years, as we’ve become more “first world” in our approach to the outdoors our Field Days have evolved: miniature radios and computers with battery or solar power operated from a comfortable RV with large gatherings of club members. Oh, and real bathrooms.

Regardless of how much fun we have at our club gatherings and our well-regulated operations, are we truly carrying out the spirit of those old hams and their original intent? Actually, I would say yes, we are indeed! Our capabilities have expanded with technology and our services could just as easily “save humanity” as back in the day.

Just like the development of technology, the “family” aspect of ham radio has blossomed as well. Look, I get it. Our club traditionally has a giant hog roast and a pot-luck dinner on that Saturday night for 100 club members and family. It’s more about the gathering than the radios, and that’s very pleasant. At the same time the “scorecard” aspect has increased the competitive nature as well. For many clubs, groups, and individuals Field Day is a highlight of the ham radio year.

**And then came 2020.**

Over the years we’ve put together a complex multi-piece puzzle and our younger sibling just came along and dashed it all to the floor. After suitably dealing with the sibling (sometimes spankings are worth it!) we then come to grips with the pile on the floor- and realize this isn’t what we’d imagined.

So, it is with 2020. We're finding that just as broad-brushed restrictions don't apply equally across the nation or even a state, broad-brushed rules can become inequitable when parts of the playing fields have been blocked off. While some states are wide open, others are under soft Marshall Law... and the competition thus becomes wholly unequal.



Can we take this year's gift of re-focusing our priorities, to return to the original Field Days and the real purpose? All the rest is fun and surely important, but we need to be able to set up a working radio station under "emergency" conditions to serve our communities.

An emergency won't play out the way we expect. This is the challenge of 2020. Can we get back to basics and perform? Scores are not important when it comes to getting through with a message. Big dinners and parties are not critical when it comes to sending critical messages.

Can you string together a working antenna? Can you pull a battery and make your HF radio work? Can you accurately record information from other stations under poor conditions? Can you sit for hours fighting noise, mosquitoes, and distraction to make this all work? Can you recognize that this isn't "ARES's problem", this is ham radio's duty? 2020 gives us that challenge. Are we up for it?

---

### *From the Affiliated Club Coordinator*

**Tom Sly, WB8LCD - ACC**

[tomsly29@gmail.com](mailto:tomsly29@gmail.com)

Field Day is coming up soon! I'd like to know what all of you are planning on doing for the 2020 Corona Virus Special Edition Field Day. (email me – [tomsly29@gmail.com](mailto:tomsly29@gmail.com)) My club (PCARS) has had some conversations regarding what we are going to be doing, and I'm happy to say: We're having Field Day!

OH is starting to open some things up. We're still about 30 days out, so more positive changes could be coming and there's still time to get a Field Day plan going. If negative changes come out, we will respond appropriately to those also. Remember, as an emergency preparedness drill, last minute planning could be a valuable exercise – so don't sit it out just because you didn't put a "plan" together months ahead of time. At the ARRL 100<sup>th</sup> Anniversary I had an opportunity to talk with a FEMA employee who was in charge of emergency drills for FEMA on a national basis. He told me that FEMA had been doing drills for 20+ years and everything was like a well-oiled machine. But, when Craig Fugate took over as FEMA Director, he called for a "surprise" emergency drill, on a weekend. It was a horrible disaster, because it wasn't "planned" and "announced" ahead of time. It took place when it was unexpected. Kinda like a "real" emergency..... Let me make one thing perfectly clear here – both on the club level and the individual level – if you have any reservations about participating - that's your call. No group, or no individual should be negatively judged for their decision. EVERYONE gets to make the decision for their own situation.



None of this means that we throw caution to the wind, gather at the Field Day site and carry on as if nothing has changed in the world. Here are some of the things that I feel are important in today's environment.

[TOP ^](#)

Everyone coming to the Field Day site will fill be asked a short series of questions:

- Have you had a fever of over 100.4 in the last 24 hours?
- Have you knowingly been in contact with anyone diagnosed with COVID 19 in the last 14 days?
- Have you, or anyone you have been in contact with in the past 14 days had any of the following symptoms: Cough, Shortness of breath or difficulty breathing, fever, chills, muscle pain, sore throat or new loss of taste or smell? (We will not be recording answers or maintaining any records which would be subject to HIPPA regulations).

Any “YES” answer will result in that person being asked to leave the Field Day site.

Social distancing will be practiced, and facemasks will be required, especially if working closer is temporarily required.

Everyone working with set-up and tear-down will be required to wear protective gloves.

Hand sanitizer will be available at all operating positions.

There will be no station “loggers”. All operators will log their own contacts.

There will be no “congregating” on the Field Day premises – if you are not setting-up, tearing down or operating and/or monitoring operations – you should leave the Field Day site.

Any and all participants will bring their own food, snacks and drinks. There will be no provided food or beverages.

Everyone should bring their own headset / mic to use during their operating time. All operating surfaces will be sanitized between operators. \*\*\*\*Radios themselves should not be sanitized or cleaned *except* by the radio owner. No bug or mosquito spray should be used on or near the radios either. One of my good friends had an almost new radio completely ruined (the case) by having bug spray sprayed all over it!

By following these simple “common sense” practices, much of the exposure can be limited for everyone’s benefit. Of course, the most common-sense requirement is on each individual – if you feel sick – stay home!

As the world opens up, and we get back to our “normal” club and individual amateur radio activities, please remember that “common sense” applies to these also. How many of you have never done a good, thorough cleaning of the Ham Shack? Maybe now would be a good time to pull everything out, give it all a good cleaning, throw out all the crap and put it back together so it shows a little “pride of ownership”. You might be surprised at how much more motivated you would be to get on the air if you had a clean, neat and functional environment to do it in. I know that part of the Ham Radio hobby is having a lot of “stuff”. Parts, projects, radio gear to be re-furbished, magazines, wire and cable. Now would be a good time to go through the stuff, clean up underneath it and put it all back into an organized storage situation so you know what you’ve got and how to find it. Maybe it’s time to let loose of some of it.

No meetings the last few months. How has your club been coping with that? At PCARS we have been having our monthly meetings via ZOOM. If you haven’t tried this yet, it’s pretty easy and works GREAT! For the April meeting we had guest speakers Michael Kalter – W8CI and Jim Storms – AB8YK.

[TOP ^](#)

If you want to see how it works, you can take a look at our meeting here: <https://youtu.be/Ig8nJilphiA> . For our May meeting we had Geoff Howard – W0CG talking about the PJ2T contest station, you can see that one here: <https://youtu.be/pUEYVMN6z20> . Both of these had over 50 PCARS members in attendance. What has your club been doing? Send me your Zoom videos and we'll get them posted so everyone can take a look at what your meetings look like. Doing something different? Let us know – we may want to copy what you've been doing! Ham Radio is a “communications” hobby. Just because we've been on “lock-down” doesn't mean we shouldn't be keeping in contact and having some Ham Radio Fun!

This will all be over soon!

**73, Tom WB8LCD**

---

*From the Public Information Coordinator*

*John Ross, KD8IDJ - PIC*

[john.ross3@worldnet.att.net](mailto:john.ross3@worldnet.att.net)



**FROM THE PIC**



**2020 OHIO SECTION NEWSLETTER CONTEST UPDATE**

This just in....the 2020 Ohio Section Newsletter Contest is still on....BUT...the annual awards ceremony will be virtual!!

This past Friday the decision was made to cancel the August 8 DX Engineering Hamfest in Tallmadge where we were going to announce the winners of the newsletter contest. It was a difficult decision...made due to COVID-19 and the necessary restrictions and regulations that would have had been put into place to protect our hams and their families.

So, Ohio Section Manager Scott Yonally will announce the winners virtually with a special edition of his PostScript Newsletter.

Not cancelling the contest itself shows our appreciation for the hard work and efforts the editors and writers put into every newsletter to keep Amateur Radio alive and well in Ohio.

The deadline to enter the contest is still June 30<sup>th</sup> and remember you'll need newsletters from *two different months* to qualify.

[TOP ^](#)





All of our five judges are with us this year and the plan right now is to use PLAN B...electronic judging via email. We MIGHT be able to meet in person and have another rip-roaring, hair pulling bickering judging session...all professional, of course, but being able to touch, feel and experience the newsletters and participate in a round table discussion is what we like to do best. Regardless of the process I promise you a great contest and the best possible outcome. Working from home these past several months I have been able to read every newsletter and, while I can't judge, vote or influence the outcome, this will be a tremendous contest. I really appreciate everything the editors, writers and photographers do to make their club's newsletters informative and professional.

I will miss seeing the winners in person and shaking their hands for a job well done... but there will be better times ahead.

Keep sending the newsletters and THANKS for everything you do to keep the communications channels...and frequencies...open and on the air!


### THE MASKED AMATEUR RADIO OPERATOR

I think we all have had a chance to see a variety of masks over the past several months ranging from star and stripes to moustaches and flower prints. Believe or not I saw a ham in car wearing a mask with 73 embroidered on the front! No chance to take a picture.

My wife made me a nice mask and using pure inspiration I added a my own signature touch:

The initial on air signal reports were that I sounded a little garbled but otherwise it worked out OK!!! Some funny looks from law enforcement, though.

I'm sure there is room for improvement but I actually prefer the iron vintage mask above. At least there is a place for a mag mount antenna!!!



### ARRL PUBLIC RELATIONS ON THE MOVE

Last month I participated in a video conference with the folks on the ARRL Public Relations committee and some new Public Information Coordinators.

There are some great changes and improvements on the horizon for ARRL public information including revamped courses and new opportunities.

Members of this committee are seasoned professionals and understand that our PR efforts need to change, grow and adapt with the changing world of communications.

[TOP ^](#)

I'll share what I know from future meetings and in the meantime, I'm working on a plan for a video conference with our own PIO's. The software is available and not complicated, and I'll shoot the information to you in a couple of weeks.

I've always wanted a face-to face conference for our PIO's but time and distance...especially now...make it complicated. Not to say that it won't happen...a statewide PIO meeting...but probably not until next year.

Watch for the information and emails in the coming weeks and if you have any ideas...let me know.

Thanks it for this month....keep the airwaves busy...and stay safe.

73

John E. Ross  
ARRL Ohio Section Public Information Coordinator  
KD8IDJ

---


### *From the Section Youth Coordinator*

*Anthony Luscre, K8ZT - SYC*

[k8zt@arrl.net](mailto:k8zt@arrl.net)

### **ARRL FD and COVID-19 Social Distancing.. *What' You Plan?***

I have a feeling that Field Day, the premier Summer Radio Activity for most Amateur Radio Clubs, is going to be a little different this year. With limits imposed by the COVID-19 precautions of Social Distancing and the higher risk populations present in most AR Clubs, club officers are scratching their collective heads to decide how they are going to do FD this year.



Traditionally FD was the event where many Hams were first exposed to HF operating, setting up antennas and stations, simplex SSB VHF (not FM repeater operation) and Contest style contacts. It is a time of fellowship and learning that is impossible to replace. But this year we may have to take a break from the normal mode of club-sponsored operations, but we do not have to skip operating FD.

I have put together a Slideshow Presentation- "Field Day in Social Distancing". You can read through the presentation, share it with fellow club members and even have me present it to your club as an online meeting presentation. Here is the link - [tiny.cc/fdsd](https://tiny.cc/fdsd).

[TOP ^](#)

## Before We Go too Far, SAFETY FIRST!

- By its nature Socially Distanced FD is a compromise in many ways with untested tools, equipment and plans
- Thus we need to be even more vigilant
  - Don't Rush
  - Don't Cut Corners
  - Don't Go Near Overhead Wiring!!!!
  - Be careful with Generators
    - Gasoline, especially refueling
    - Fumes in enclosed spaces

## Some of the highlights of the presentation:

- What FD Classes are they and how does each adapt to Social Distancing
  - Class B solo or duo operations
  - Ideas for Class C mobile operations
  - Class D and E operations from your home
  - Using a vehicle to do a Class B operation with the advantages of the vehicle as a shelter and power source but with the advantage of larger, more efficient portable instead of mobile antennas
- Operations for those without a station or even an HF radio at home
  - Remote operation of stations
    - Permanent (home) stations
    - Temporary field station (along the lines of a club set up Class A station)
  - Home VHF operations
  - Increased use of simplex FM
- FD Options for Technician Licensees (Technician class Licensees have additional limitations due to operating privileges)
  - VHF Station 6 and/or 2 Meter
  - Satellite Contacts
  - 10 Meter SSB
  - CW Only Operations on 80, 40 and/or 15 M (including ideas for those with little or no code proficiency- [tiny.cc/fwm](http://tiny.cc/fwm))
- A call for local clubs and ARRL officials alike to encourage operation on less frequently used bands and modes to provide opportunities for Technician Licensees and newly licensed hams of all classes
  - Calling CQ on 10 Meters for local/regional contacts even during poor band conditions
  - 2 Meter FM Simplex to provide local contacts
  - Slower speed CW opportunities at top of old Novice band CW allocations
- FD Logging Software and help with setup and use



Another thought for FD this year-- consider getting younger family members at your house involved in your home or vehicle-based FD, but remember to keep safe with both Social Distancing and regular FD safety.

Here is the link to "Field Day in Social Distancing". - [tiny.cc/fdsd](http://tiny.cc/fdsd). You can read through the presentation and please share it with fellow club members via your club's newsletters, website and nets. If you are looking for an online meeting presentation, I would be happy to do this for you. If you prefer another talk here are seven I have been recently presenting remotely:

1. [Field Day in Social Distancing](#)
2. [FT8 & FT4- Digital Soundcard Modes](#)
3. [Software & Web Resources for Contesting](#)
4. [QSLing in Online World](#)

[TOP ^](#)

5. [Having Fun with Morse Code](#)
6. [Top Secret- Techniques to work DXCC and WAS](#)
7. Ideas & Resources for Growing Youth Involvement in Amateur Radio (based on my article in March 2020 CQ Magazine)

Recently, through these presentations, I have been able to meet club members around the state of Ohio that I never would have imagined I'd have an opportunity to speak to. It has been great and I am always looking for more opportunities to present (and I don't limit to Ohio) so have your club program director contact me at [k8zt@arrl.net](mailto:k8zt@arrl.net). Visit my website [www.k8zt.com](http://www.k8zt.com) for a wide variety of resources during this time of imposed isolation.

####

## *ARRL FD and COVID-19 Social Distancing, What's Your Plan?*

### ARRL FD and COVID-19 Social Distancing, What's Your Plan?



I have a feeling that ARRL Field Day, the premier Summer Radio Activity for most Amateur Radio Clubs, is going to be a little different this year. With limits imposed by the COVID-19 precautions of Social Distancing and the higher risk populations present in most AR Clubs, club officers are scratching their collective heads to decide how they are going to do FD this year.

Traditionally FD was the event where many Hams were first exposed to HF operating, setting up antennas and stations, simplex SSB VHF (not FM repeater operation) and Contest style contacts. It is a time of fellowship and learning that is impossible to replace. But this year we may have to take a break from the normal mode of club-sponsored operations, but we do not have to skip operating FD.

I have put together a Slideshow Presentation- "Field Day in Social Distancing". You can read through the presentation, share it with fellow club members and even have me present it to your club as an online meeting presentation. Here is the link - [tiny.cc/fdsd](http://tiny.cc/fdsd).

#### Before We Go too Far, SAFETY FIRST!

- By its nature Socially Distanced FD is a compromise in many ways with untested tools, equipment and plans
- Thus we need to be even more vigilant
  - Don't Rush
  - Don't Cut Corners
  - Don't Go Near Overhead Wiring!!!!
  - Care when climbing, better yet avoid climbing whenever possible
  - Be careful with Generators
    - Gasoline, especially refueling
    - Carbon Monoxide fumes in enclosed spaces

Some of the highlights of the presentation:

- What FD Classes are they and how does each adapt to Social Distancing
  - Class B solo or duo operations
  - Ideas for Class C mobile operations

[TOP ^](#)

- Class D and E operations from your home
- Using a vehicle to do a Class B operation with the advantages of the vehicle as a shelter and power source but with the advantage of larger, more efficient portable instead of mobile antennas
- Operations for those without a station or even an HF radio at home
  - Remote operation of stations
    - Permanent (home) stations
    - Temporary field station (along the lines of a club set up Class A station)
  - Home VHF operations
  - Increased use of simplex FM
- FD Options for Technician Licensees (Technician class Licensees have additional limitations due to operating privileges)
  - VHF Station 6 and/or 2 Meter
  - Satellite Contacts
  - 10 Meter SSB & Digital (FT8/FT4)
  - CW Only Operations on 80, 40 and/or 15 M (including ideas for those with little or no code proficiency- [tiny.cc/fwm](http://tiny.cc/fwm))
- A call for local clubs and ARRL officials alike to encourage operation on less frequently used bands and modes to provide opportunities for Technician Licensees and newly licensed hams of all classes
  - Calling CQ on 10 Meters for local/regional contacts even during poor band conditions
  - 2 Meter FM Simplex to provide local contacts
  - Slower speed CW opportunities at top of old Novice band CW allocations
- FD Logging Software and help with setup and use

Another thought for FD this year-- consider getting younger family members at your house involved in your home or vehicle-based FD, but remember to keep safe with both Social Distancing and regular FD safety.

Here is the link to "Field Day in Social Distancing". - [tiny.cc/fdsd](http://tiny.cc/fdsd). You can read through the presentation and please share it with fellow club members via your club's newsletters, website and nets. If you are looking for an online meeting presentation, I would be happy to do this for you. If you prefer another talk here are seven I have been recently presenting remotely:

1. [Field Day in Social Distancing](#)
2. [FT8 & FT4- Digital Soundcard Modes](#)
3. [Software & Web Resources for Contesting](#)
4. [QSLing in Online World](#)
5. [Having Fun with Morse Code](#)
6. [Top Secret- Techniques to work DXCC and WAS](#)
7. Ideas & Resources for Growing Youth Involvement in Amateur Radio (based on my article in March 2020 CQ Magazine)

## Special On-line Statewide FD Presentation

Anthony Luscre, K8ZT will facilitate a live presentation of "*Field Day in Social Distancing*" via Zoom on Thursday, May 28th at 7:00 PM. Hams across Ohio are invited to join this session. To register for the meeting and receive the log-in link plus brief Zoom instructions visit [tiny.cc/ohfd](http://tiny.cc/ohfd) or scan this QR code



Recently, through these presentations, I have been able to meet club members around the state of Ohio that I never would have imagined I'd have an opportunity to speak to. It has been great and I am always looking for more opportunities to present (and I don't limit to Ohio) so have your club program director contact me at [k8zt@arrl.net](mailto:k8zt@arrl.net). Visit my website [www.k8zt.com](http://www.k8zt.com) for a wide variety of resources during this time of imposed isolation.

***From the Section Traffic Manager***

***David Maynard, WA3EZN – STM***

[wa3ezn@att.net](mailto:wa3ezn@att.net)




***COLUMBUS HAMFEST CANCELLED***

With the cancellation of the Columbus Hamfest there will be no annual meeting at the hamfest for the Ohio Single Sideband Net. During an on air discussion Mike KC8WH expressed a desire to still have the meeting. It was mentioned that the meeting could be held at a park or possibly at the Findley Hamfest. While no decision has been made at this time it is being considered and a possible location will probably be announced later. Keep checking into the OSSBN for any updates. While on the subject check into the OSSBN and some of these Ohio HF traffic nets:

***OHIO SINGLE SIDEBAND NET***

["Specializing in the first and last mile of NTS delivery in Ohio."](#)

<b>Morning session</b>	<b>10:30 AM</b>	<b>3972.5 KHz</b>	<b>every day</b>
<b>Afternoon session</b>	<b>4:15 PM</b>	<b>3972.5 KHz</b>	<b>every day</b>
<b>Evening session</b>	<b>6:45 PM</b>	<b>3972.5 KHz</b>	<b>every day</b>



Ohio has three very fine CW nets. These nets are looking for new CW operators to check in and the Ohio slow Net is in need of a net manager. Thanks to WB8YLO for collecting the OSN net reports and sending the monthly report to the Section Traffic Manager

**OHIO HF CW TRAFFIC NETS**

<b>HF CW NETS</b>	<b>NET TIMES</b>	<b>FREQUENCY</b>	<b>NET MANAGERS</b>
<b>Buckeye Early</b>	<b>6:45 PM</b>	<b>3.580</b>	<b>WB8YLO</b>
<b>Buckeye Late</b>	<b>10:00 PM</b>	<b>3.590</b>	<b>WB9LBI</b>
<b>Ohio Slow Net</b>	<b>6:00 PM</b>	<b>3.53535</b>	<b>NEEDED</b>

All net frequencies plus or minus QRM. .

[TOP ^](#)

## OHIO LOCAL VHF TRAFFIC NETS

VHF NETS	NET TIMES	FREQUENCY	NET MANAGERS
BRTN	MON, WED, SAT 9:30 PM	145.230 - PL 110.9	W8DJG
COTN	7:15 PM DAILY	146.970	KD8TTE
MVTN	7:00 PM Mon	146.640	KC8HTP
NWOHARES	6:30 PM DAILY	147.375	N8TNV
TCTTN	Sun, Tues, Wed, Fri 9 PM	146.94	WB8YYS
TATN	8:00 PM DAILY	146.670 PL123	WG8Z

These VHF net times and frequencies are those that have been reported to me by the net managers.

The rest of this article is for informational purposes only. I do not indorse any products or procedures shown or listed and all information has been gleamed from the internet.

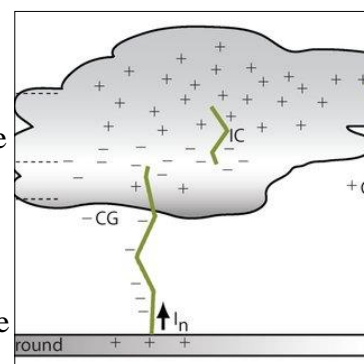
### APRIL SHOWERS BRING MAY FLOWERS



April showers bring May flowers. But it also signals the begging of the thunderstorms season. It is true that thunderstorms and tornadoes can occur almost any time of the year, but they become more prevalent during the warmer spring and summer seasons. This brings my mind to that big metal item in our yards that most people do not have. That object is our antenna. Be it a tower or a wire antenna it also become an attractor to lightening which can not only destroy our expensive radios but can also cause a fire that will destroy our homes.

What is the risk factor of not having an outdoor antenna grounded (if there is any way to approximate that risk)? I have been told time and again that grounding is really not the norm. Because I've got trees in my neighborhood much higher than the antenna, I have been advised the chances of a lightning strike in the summer are very low.

However, this does not concur with my personal experience. Years ago, I had a ground plane antenna on my parents farmhouse. The antenna was grounded and about ten feet away from a tall maple tree. The antenna got hit by lightning the tree did not. It took out some house wiring, the furnace and threw parts of the antenna all over the ground. At first, I thought the antenna got hit because it was grounded until I went to check the ground. My brother didn't like the wire running down the side of the house, so he had removed it and removed the copper ground rod too. The tree was unharmed, the antenna was destroyed, the furnace had to be repaired and my brother convinced my mother that it was all my fault. There was no antenna after that but that didn't explain why my brother was allowed to get away with taking the seat and handlebars of my bicycle. I guess the favorite son could do anything he wanted.



[TOP ^](#)

What are we going to do? Some of the solutions are to eliminate the antenna, not likely to happen, or disconnect the antenna outside the house which could lead to forgetfulness, or properly ground the antenna with the proper lightning arresters. Which of these three choices you choose is a decision only you can make?

After antennas, station grounding is probably the most discussed subject in amateur radio, and it is also the one replete with the most misconceptions. The first thing to know is that there are three functions served by grounding in ham shacks: 1. Electrical Safety 2. Stray RF Suppression (or simply RF Grounding) 3. Lightning Protection. Each has its own set of requirements, but not all station setups need every kind of ground. In fact, some setups don't use a ground at all! The articles on this page will help clear up some of the myths and mystery surrounding this popular topic.

Roy Lewallen, W7EL, ARRL Technical Adviser was asked **How important is a ground? Most people say that grounding is all- important, but I have had a few people tell me that grounds aren't necessary.** Grounds fulfill three distinct functions. The best ground for one function isn't necessarily the best for another. The three are:

- a. **Safety ground.** This protects you from a shock hazard if one of the mains or high voltage power supply wires contacts the chassis due to some kind of fault. The requirements for this ground are spelled out in your state's electrical code. I believe that most states adopt the National Electrical Code (NEC). The safety ground conductor in your wall sockets should be connected to ground according to this code, and your rig's chassis should be connected to the safety ground.
- b. **Lightning ground.** The requirements for a ground for lightning protection are much more stringent than for a safety ground. The topic has been discussed many times, and there are numerous resources available for learning how to make a ground system for lightning protection. (See the TIS Page on [Lightning Protection](#))
- c. **RF ground.** This is required only for certain types of antennas-- ones which require current flow to ground to complete the antenna circuit. An example is a quarter-wave vertical. One wire of the feedline connects to the base of the antenna, and the other connects to ground. The connection to ground has to have a low RF resistance, or you'll expend too much of your power heating the ground.

A few radial wires will provide a moderately low loss connection. A ground rod will help a little, but the RF resistance will be high, resulting in quite a bit of loss. Chapter 8 of the ARRL Antenna Book shows the approximate trade between resistance and number of radials. If your antenna is much shorter than  $\frac{1}{4}$  wavelength, you'll need many, many radials to get reasonable efficiency. If it's longer, you can get by with fewer. A  $\frac{1}{2}$  wavelength base-fed vertical needs only a very modest ground, and a ground rod is adequate. The requirements for various other end-fed antennas depend on their length. If you use a "complete" antenna like a dipole or a ground plane (that is, one that doesn't require your feedline to connect to ground), you don't need a RF ground, as long as you keep common-mode currents off your feedline. A "current" or "choke" balun is most commonly used for this.

## **2. What are the ground/counterpoise alternatives to driving an 8-foot metal pole into the ground? I live in an apartment, and I highly doubt I can do this.**

Shallow-buried radial wires are the best. Connection to other conductors just under the surface, like a metal water pipe, is next. These are for the [RF ground](#) described above.

## **3. I have heard that balanced antennas don't require grounds. How do I get a balanced antenna?**

See **RF ground**, above.



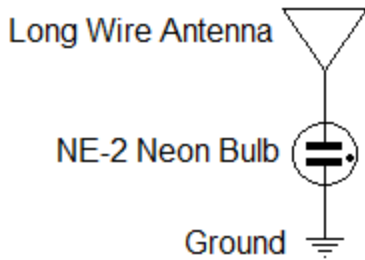

#### 4. How do mobile HF operators get RF grounds? For obvious reasons, the 8-foot buried pole won't work.

In a typical HF setup, the car is capacitively coupled to the ground, so the antenna is something sort of like a cross between a lopsided vertical dipole (with the whip being one side and the car the other) and a vertical with elevated radial system.

Roy Lewallen, W7EL, ARRL Technical Adviser

THE ARRL has an excellent book on Grounding and Bonding

<http://www.arrl.org/lightning-protection>




Let's talk about lightning ground and static on your antenna. I saw somewhere that you could use an NE-2 bulb between the antenna "hot" lead and ground as a static discharge device for a receiver. This was fairly common in WWII era tube radios. A NE-2 fires at around 90-110V, which is more than a lot of solid-state equipment can handle, so the protection offered is dubious with modern solid state radios.

While in Toledo several years ago I was in a hurry to get an antenna up. I put up a long wire into a tree and connected coax and ground before running into the shack. One day, while I was in my shack, I was hearing a snapping noise. When I searched it out, I found that the snap was from the open end of the coax, coming from the antenna. There was no storm, but I was still getting a static discharge at the end of the coax. I later learned that rain, snow and wind can build up static on an antenna. If not accounted for this probably could harm the antenna input on modern solid-state equipment.

Often called rain static, corona discharge from high electric fields near shower clouds will induce modest currents (mA), but at high voltages, and a nearby lightning strike can induce pretty high short-duration currents. Either is quite sufficient to eat your electronics. Not just your receiver is at risk - the currents will flow on any data lines (RS-232, USB, etc.) and may damage computers and peripherals.

When I say ground the antenna, I am not talking about the grounding of the radio equipment inside the house. I am talking about bringing any generated lightning EMP down to a ground before it has a chance to enter the house. Why did I say EMP? When lightning strikes something or the ground close to your antenna Mother Nature delivers a high voltage electromagnetic pulse in your antenna which is called an EMP pulse. A lightning bolt hitting the ground becomes an EMP weapon delivered by Mother Nature that shuts down electronics. This pulse is usually of enough strength to at least destroy the front end of you receiver and at the most cause a fire in your building. You probably cannot expect your ground system to protect you against a direct lightning strike if connected but you should consider protection against a nearby strike.

One example of DIY lightning discharge for ladder line, the red wire is ground.



[TOP ^](#)

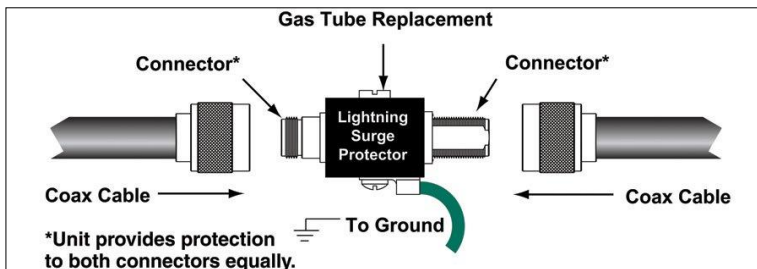


Another example of DIY lightning discharge for ladder line.

A lightning strike produces a localized EMP that gives rise to large electrical currents in nearby wires. A single current surge can also damage sensitive hardware such as computers and peripherals. All electronic and communications systems should have some form of protection against the effects of an EMP. Transient suppressors, also called surge protectors, AC outlets, and modem jacks offer limited protection against the EMPs that occur during thunderstorms. **The best method of protection is to unplug AC cords and modem lines of computers when they are not in use.**

Many hams have a VHF/UHF radio and antenna for local communication, especially if they are involved in EmComm. Ideally you have an exterior antenna up high for best performance with your radio. The downside to that is that vertically oriented VHF/UHF monopole antennas are a juicy target for lightning strikes. Basically, they look like a lightning rod.

Lightning wants to go to ground and if the best path is through your antenna and feed line, your radio is likely to be destroyed. And if you're right near the radio when it happens, you might be injured, or a fire might be started by the lightning strike. Bottom line, bad things can happen with an outdoor antenna during a thunderstorm.



Lightning protection is important to have. There are numerous sources of arresters available mostly for coaxial cable feedline. Some simple and cheap, others complex and costly. How much is your radio worth to you? Here are some available coaxial cable lightning arresters:

Even better than these stand-alone arresters with separate ground wires is to group them on a plate that is well-grounded. So, what can you do? Your best defense is to become educated on this complex problem. The more you know the better you will be prepared to make decisions about what protection you need.

If you go to your local library, you will find little if any information on lightning protection. There are some links to internet information at the end of this article.



As to the protection of you ham radio station the best advice seems to be to disconnect all your equipment from all antennas and power lines. When lightning strikes it will seek the shortest path to ground. Unless you disconnect your equipment, you are giving lightning a good return path to ground – through you equipment.

## Sources of lightning protection information

ARRL Antenna Book

ARRL Handbook

Lightening Protection for the Amateur Radio Station – ARRL

<http://www.arrl.org/files/file/Technology/tis/info/pdf/0206056.pdf>

Electromagnetic Pulse and the Radio Amateur – ARRL

<http://www.arrl.org/lightning-protection>

Lightening Protection Code – National Fire Protection Association

<http://www.nfpa.org/codes-and-standards/document-information-pages?mode=code&code=780>

National Electrical Code - National Fire Protection Association

<http://www.nfpa.org/codes-and-standards/document-information-pages?mode=code&code=70>

Lightning Protection for the Radio Amateur – WB5RZX

<http://radio-amador.net/pipermail/cluster/attachments/20110219/e660c608/LtgProtHamfest-2007.pdf>

I could go on and on with the list but there are just too many on the internet to list. If you need more information I suggest you search the internet for more information

Please study up on this subject and do what you have to do.

"An amateur will train until he gets it right; a professional trains until he cannot get it wrong!"

The detonation of a hydrogen bomb at a high altitude also generates a powerful EMP over a large geographic area. This induces damaging electrical currents in wireless antennas, telephone lines, and utility wires. A strategic nuclear weapon used in this way, for the purpose of disrupting the communications and/or electrical infrastructure, is called an [electromagnetic bomb](#). This produced electromagnetic pulse (EMP) is an intense burst of electromagnetic (EM) energy caused by an abrupt, rapid acceleration of charged particles, usually electrons. An EMP can contain energy components over a large part of the EM spectrum, from very-low-frequency radio to ultraviolet wavelengths.

## HAM SHACK LIGHTNING PROTECTION.



First of all, lets get some basic concepts in mind. The thing that "gets" your equipment is the voltage difference between the various conductors coming into the equipment, not the magnitude of the voltage.

Let's just take a simple modem as an example. It has two sets of conductors coming into it: the power and the `phone line. If you get a transient on one of these conductors but not on the other, then

there will be a potential difference between the two sets of conductors. This is what zaps the device.

In the case of our ham equipment, we will usually have three sets of conductors, the power, the antenna and the phone or data line from a modem which is tied to the phone line. It is important to keep the voltage difference between all three sets of conductors at a reasonable voltage.

You may have noticed that usually the phone service drop terminates at the NID (Network Interface Device) which is usually mounted close to the power service drop at the electric meter. There should be a driven ground rod at that point and both the power common (neutral) and the NID (which contains a lightning arrester) are connected to this ground rod. The intention here is that if lightning hits the power line (or phone line) at the street and the resultant transient comes down your service drop, since both the power and phone lines are connected to that same ground rod with short leads, from that point on into your house, the potential difference between the power and phone conductors will be low enough that nothing gets damaged. (Usually it works.) Now, we add a third conductor, our antenna system.

Ideally, we should route it into the house right there at the electric meter with a lightning arrester also tied to that common ground rod, now all three sets of conductors should ride at roughly the same potential (limited by the break over value of the various lightning arrestors) whenever a transient entered the system on any one of the three sets of conductors.

We hardly ever do that for a variety of valid reasons. But we go to other side of the house, drive one or more ground rods and bond all of our ham equipment together, we now have two (independent) ground systems. These two ground systems (one at the electric service entrance and one at our ham shack) are separated by the width of the house (maybe anywhere from 20 to 100 feet of earth). Earth is not a "conductor", it is a "resistor". The value of the ground resistance between the ground rod at the service entrance and the ground rod at our ham shack may be anywhere from 1 ohm to 1000 ohms, depending upon the distance, the type of soil and the amount of moisture in the soil.

Let's take a best case and say the resistance between the two ground rods is 1 ohm. When lightning hits the power line out front \*or\* the antenna out back, the strike may peak at 100,000 volts or more. This voltage difference shows up across the 1-ohm resistance between your two lightning rods. This voltage difference is going to show up at the equipment between the power connections and the antenna connections.

Fortunately, most lightning strikes don't hit the power line right outside our house or our antenna directly. Most of the time, it hits some distance away, so the transient is attenuated some as it travels toward our house. So, we have a smaller transient to contend with which normally comes in on the power service drop and is grounded at the meter. If your equipment is grounded at the other side of the house with a second ground rod(s), then there will be a voltage difference between the AC going to your rig and the rig grounding system as the transient dissipates through the earth.

If you have a three-wire power plug on your equipment, most of the voltage difference will show up between the chassis and the antenna connections. If you have a two-wire power plug on your equipment, most of the voltage difference will show up between the AC incoming lead to the rig and the rig chassis.

Take your pick where you want the transient to show up. I'd rather have it between the chassis and the antenna, there are usually more clearances and higher voltage insulation at that point than there is between the power cord and the chassis. Of course, bonding all the ham equipment together keeps the voltage difference from showing up between the various pieces of equipment.

If it is practical to bond the two ground rod systems together with a relatively short, straight, low impedance conductor, you have a chance of holding the voltage difference between your two ground systems at a reasonable level. Remember these transients contain high frequency components so that all bends in the ground conductors constitute series inductance which will tend to isolate the two ground systems and defeat the purpose of attempting to bond them together. This does, however have a benefit, other than lightning protection, in that it makes sure that there is no voltage difference between the two grounding systems and consequent ground loop currents from flowing under normal operating conditions.

When a lightning storm approaches, disconnect all your antenna leads and through them out into the middle of the back yard. Unplug all of your equipment from the power lines. Unplug all your modems, etc. Obviously, this seems to be ridiculous advice, unless you can see that the lightning is really, really close. Remember that sound travels about 1100 feet per second, so the time between when you see the flash and hear the thunder allows you to estimate the proximity of the lightning.

So, yes single point grounding is the ideal but remember that includes not only all or our ham equipment, it should also include our AC power and `phone systems at that single point. My preference is 3 wire ground plugs on all power cables, then you know where the majority of the voltages are going to appear rather than it being a crap shoot where it will show up using 2 wire power plugs. I could go on and on with the list but there are just too many on the internet to list. If you need more information, I suggest you search the internet for more information

Please study up on this subject and do what you have to do.

73

David WA3EZN  
SECTION TRAFFIC MANAGER - OHIO

You can view the STM's monthly report on the website.. <http://arrl-ohio.org/stm/stm.html>

---

### ***ARES Training Update***

***Jim Yoder, W8ERW – ARES Data Manager***  
[w8erw@arrl.net](mailto:w8erw@arrl.net)

### ***ARES Training Update***

Once in a while I receive some feedback regarding my musings here. Often it's a question that has arisen on some aspect of ARES training and sometimes it's just acknowledgement that someone has noted a comment I have made. I mention this because it's good to know people are reading the **Ohio Section Journal**. One of the best places to be in the know about what is going on in your Ohio Section in addition to the official Website, **ARRL-Ohio.org**, is the **OSJ**. Published monthly for all of us and anyone else who may wish to receive it, the OSJ summarizes the activities within the Ohio Section, ARRL and FCC news items and a whole bunch of good to know information.



[TOP ^](#)

I encourage everyone to get on the list to receive the OSJ and the other updates available. It's easy to do online, [ARRL-Ohio.org](http://ARRL-Ohio.org). While you are at it, we all appreciate an email letting us know you have read something of interest. Your questions and comments are always welcome.

At the bottom of this monthly column you will find a summary of ARES training activity. I have realized that noting our numbers with a few sentences of text may not be the easiest means to quickly see the gains we make each month. I hope this new format is easier to read and see a quick synopsis of the truly amazing effort our Ohio Section Hams have applied to ARES Training. Thank you.

This month I would also like to review some of the important aspects of ARES training. Perhaps number .1 is that we embrace training because our served agencies often require it. The initial 4 NIMS courses: ICS-100, 200, 700 and 800 are now required for many of us supporting our local EOCs. NIMS training prepares us for the environment we will be working within during an official ARES activation. Secondly, this training is just good to know information. You will quickly see the way the NIMS structure works and is adaptable to any emergency or disaster situation.

Knowing what to expect is essential when time becomes critical to an emergency response effort. Our public service partners are all well versed in the NIMS structure and use it regularly while performing their duties to keep us safe. NIMS training is free and available to everyone, not just we Amateurs and our public service agencies. In addition to keeping our equipment in order, NIMS training is one of the best ways to enhance your readiness posture.

When you complete NIMS and or other training, it's important to make sure you provide a copy of your certificate to your local Emergency Coordinator. You should also send your certificates to our Section Manager [n8sy@neo.rr.com](mailto:n8sy@neo.rr.com) and to me, [w8erw@arrl.net](mailto:w8erw@arrl.net). EC's, if you have certificates for your people that we do not have, I encourage you to send those to me as well. Our section Manager tells me that an effort is in the works that would allow us to upload certificates to ARES Connect.

When you complete one of the FEMA courses online, FEMA will send you an email which includes a link to your certificate. When you open the link, just save the certificate in a file which you can then send to us as an attachment. This is the ideal method since the certificate is already in .pdf format.

The best way for us to protect our spectrum is to demonstrate that we are using it. ARRL has gotten serious about this and we can demonstrate the value of Amateur Radio by using ARES Connect to document our activities. What we do as a matter of course and often take for granted is an important element of the necessary work of protecting the spectrum we enjoy. Make no mistake, the commercial interests are constantly clamoring for more bandwidth to use and they are willing to pay large sums to get it. Spectrum is auctioned to the highest bidder by the FCC. We do not want to see ours taken and auctioned off, never to be had again.

ARES Connect effectively documents the many and varied activities we as Amateurs and ARES members are doing to support our readiness to serve when asked to do so. If you are not using ARES Connect, please make it a priority to begin doing so. Documenting ARES Training and using ARES Connect form a comprehensive and complete record that will be used by ARRL to show our need for spectrum and the important ways that we stand ready to serve our local communities during a disaster situation.

Questions or comments, all of your Ohio Section officials are here to serve you. Please feel free to contact us at any time.

[TOP ^](#)

Once again I am happy to report continued growth in our ARES Training Database numbers. The following represents training activity during the past month of April, 2020 and our total ARES Training participation as of the end of the month and totals.

New Database Members: <b>28</b>	New ARES Connect Members: <b>27</b>	New Certificates Recorded: <b>70</b>	Total Database Members: <b>1,772</b>
Level 1 Members: <b>911</b>	Level 2 Members: <b>678</b>	Level 3 Members: <b>182</b>	Total Certificates: <b>9,393</b>

The following numbers represent our monthly averages for 2020:

New Members: <b>22</b>	New Certificates: <b>50</b>	Training Hours: <b>275</b>
------------------------	-----------------------------	----------------------------

Thank you for your continued effort to make Ohio ARES the very best! As always, please don't hesitate to contact me if you have any questions or concerns. All of your Ohio Section officials are here to support you.

73, Jim W8ERW [w8erw@arrl.net](mailto:w8erw@arrl.net)

[TOP ^](#)

### *From the Assistant Section Manager*

*John Perone, W8RXX – ASM*

[w8rxx@arrl.net](mailto:w8rxx@arrl.net)

### *History of “73”*

The first authentic use of 73 was in the publication "The National Telegraphic Review and Operators' Guide", first published in 1857. At that time, 73 meant "My love to you"!

Within a short time, the use of 73 began to change.

In 1859, the Western Union Company set up the standard "92 Code."

A list of numerals from 1 to 92 was compiled to indicate a series of prepared phrases for use by the operators on the wires. Here, in the 92 Code, 73 changes to a very flowery "accept my compliments", which was in keeping with the florid language of that era.

Over the years from 1859 to 1900, many manuals of telegraphy show variations of this meaning. The Twentieth Century Manual of Railways and Commercial Telegraphy defines it two ways, one listing as "my compliments to you"; but in the glossary of abbreviations it is merely "compliments". By 1908, however, a later edition of the Dodge Manual gives us today's definition of "best regards" with a backward look at the older meanings.

It is simply spoken 73 (not plural)

**73, John W8RXX**



[TOP ^](#)

---

## ***National News***

*(from arrl and other sources)*

### ***ARRL Announces New Life 70+ Membership***

The ARRL Board of Directors recently voted to create a special Life Membership opportunity for individuals who are at least 70 years old. Starting on June 1, the Life 70+ Membership will be available to individuals who have turned 70 and have a combined 25 years of paid annual ARRL membership.

Life 70+ Members receive all benefits of an annual membership, including their choice of print magazine delivery (*QST* or *On the Air*), and digital access to these publications, plus the digital versions of *QEX* and *National Contest Journal (NCJ)*. In addition, each Life 70+ Member will receive a Life Member pin and a window decal and may purchase an exclusive Life Member plaque.

Qualifying members selecting this level of membership will enjoy the convenience of having to make a single payment for their entire tenure as an ARRL Member and not be subject to any future ARRL dues increase. To apply for Life 70+ membership, individuals must complete the special Life 70+ Member application — available on June 1 — and submit proof of date of birth, if this information is not already on file with ARRL. The Life 70+ membership fee must be made in a single payment.

Past membership dues payments will not apply toward Life 70+ Membership, but a credit will be applied for applicants who paid their dues in full between April 1 and May 31, 2020.

#### **Life 70+ Membership Dues Rates**

- \$750 US Life 70+ Membership
- \$750 International Digital Life 70+ Membership
- \$1,515 International Life 70+ Membership with a Print Subscription
- \$250 Family Life 70+ Membership as an add-on to a paid Life 70+ membership

ARRL reserves the right to change or substitute the benefits, products, or services associated with a member's original Life 70+ Member package at any time during the membership. Dues are non-refundable. Life 70+ [membership applications](#) will be available for download beginning on June 1.

####

### ***Amateur radio today is as relevant as it was 95 years ago***

*(Submitted by Gregory Drezdson, WD9FTZ)*

In a press release about the South African Relay League's 95th anniversary, President Nico van Rensburg, ZS6QL, said, "Amateur Radio has withstood the test of time because it is based on three major guiding principles: Communication between people, continuous technological development and self-education and training"

Amateur Radio's history dates back to the days of Marconi and other early radio experimenters. In the last years of the 19th century they stunned the world by showing that it was possible to communicate wirelessly.

[TOP ^](#)



In South Africa, the early radio experiments were carried out by a telephone technician, Alfred Jennings, in Port Elizabeth who demonstrated wireless communication as early as 1899. Radio amateurs in various parts of South Africa established wireless associations which were amalgamated in 1925 into one national body, the SARLL. The word 'Relay' was dropped in 1947.

It was the experimenters in the amateur radio fraternity who, in the early days of radio, proved that shortwave signals propagate around the world. In modern days they showed the world the value of low earth orbiting satellites, today the backbone of GPS and soon the broadband satellite connectivity, once Elon Musk's Starlink constellation is complete.

Since the beginning of the amateur radio service at the dawn of the previous century, radio amateurs have made significant contributions to radio technology and the understanding of radio science. This work continues today, as the primary purpose of the amateur radio service is the "continuation and extension of the amateur's proven ability to contribute to the advancement of the radio art."

Recent advances in the fields of computing, software defined radio and signal processing provide unprecedented opportunities to meet this mandate.

These opportunities are already beginning to be realized with the advent of systems such as the Reverse Beacon Network (RBN), the Weak Signal Propagation Reporting Network (WSPRNet) and PSKReporter. In addition to enabling radio amateurs to make and contribute legitimate scientific observations, it will expose amateur radio to a wider community of people around the world interested in science.

On the science front of Amateur Radio, the SARL is collecting data about the radio frequency noise floor. RF noise monitoring is part of an international campaign to quantify the increases in the RF noise floor because of the widespread use of devices that generate noise as an unintended consequence.

The rapid increase in the radio frequency noise floor is of great concern as the reliance on radio is increasing at an exponential rate. Just think of cell phones, wireless internet connection and the whole world of Internet of Things (IoT).

The South African Radio League has developed a monitoring system powered by a Raspberry Pi and an RF dongle. There are currently too few monitoring points, hence the SARL is planning to reach out to universities and technical high schools to join the project and set up monitoring receivers on their campuses.

Currently only a few radio amateurs are participating in the project but once the COVID-19 lockdown is something of the past, it is hoped that more radio amateurs, universities and high school science clubs will become involved.

Radio Amateurs pioneered low earth orbit satellite communication and recently gained access to the first amateur radio geostationary satellite providing 24-hour communication across Africa, Europe and the Near East. A South African group, AMSAT SA, is currently constructing a Software Defined Radio (SDR) powered CubeSat as part of its ongoing amateur radio satellite technology development.

Nico van Rensburg, ZS6QL, said that one of the pillars of Amateur Radio is communication. It has withstood all the challenges of the internet and the mobile phone. Amateur Radio was in fact the world's first social network, decades before Twitter and Facebook.

Talking to and making friends all over South Africa and the world is unchallenged and will always remain the reason why many remain involved and the younger generation is showing increasing interest.

It is the magic of the ether waves that draws people together. As one of the astronauts speaking from the international space station said to a young person via an amateur radio link, "the magic of radio surpasses everything, even here in space!"

Source SARL News  
<http://www.sarl.org.za/>

What is Amateur Radio?  
<http://www.essexham.co.uk/what-is-amateur-radio>

####

## ***2020 State of the Hobby Survey***

*(Submitted by Gregory Drezdzon, WD9FTZ)*

Dustin Thomas, N8RMA, of Portage, Mich., reports it is time for the fourth annual survey into the State of Amateur Radio.

Thomas says, first and foremost, I hope everyone is staying healthy out there. The COVID-19 global pandemic has, for better or worse, certainly cause a large amount of change in the world today.

While I was originally hoping to release this survey mid-March, due to the pandemic response I was forced to change this up. I trust many others have had to make similar adjustments, so I hope folks understand. Last year saw a huge increase in participation and I hope to continue that trend in 2020.

Please take a few minutes to fill out the survey for this year and share with your radioactive peers. You can check out the survey link, along with previous results on my blog!

<https://www.radiosoth.org/2020/05/2020-state-of-hobby-survey.html>

####

## ***ARRL Invites Applications for Awards and Programs Assistant***

ARRL is inviting applications to fill the position of Awards and Programs Assistant at ARRL Headquarters in Newington, Connecticut. This is a full-time, non-exempt opening in the Radiosport and Field Services Department. The pay range is from \$16.08 to 19.30 per hour.

The Awards and Programs Assistant will help with all Radiosport and Field Services Department activities, with an initial priority on Logbook of The World (LoTW) support. Other duties may involve supporting DXCC and other awards programs, W1AW station operations, and contest program and field service support. This individual would also handle special projects that may be assigned and represent ARRL in public forums worldwide.

The successful candidate will possess a well-rounded knowledge of amateur radio, an Amateur Extra-class license, and 2 years of operating experience; the ability to quickly understand and explain software functionality, and proficiency in keyboarding and data entry.

[TOP ^](#)

This individual should have attained DXCC, regularly submit contest logs to sponsors, use LoTW, and be able to resolve issues efficiently.

A bachelor's degree is preferred. The ideal candidate will have excellent interpersonal, telephone, and listening skills and be proficient in public presentations. Some overnight travel may be required.

To apply, submit a cover letter and resume via mail, email, or fax to ARRL, c/o [Monique Levesque](#), 225 Main St., Newington, CT 06111 (fax 860-594 -0298). For complete position information, visit ARRL [Employment Opportunities](#) and scroll down to "Awards and Programs Assistant."

ARRL is an equal opportunity employer.

####

### ***Columbus-area ham radio fans catch the chat wave during pandemic***

*([elagatta@dispatch.com](mailto:elagatta@dispatch.com) @EricLagatta)  
(Columbus Dispatch – Sunday 17 May edition)*

The Madison County Amateur Radio Club has expanded its once weekly "nets" to almost every night, giving its members a space to entertain, educate and converse with each other. Facetime, Zoom, Google Meets — and ham radio. Video conferencing may have come into prominence during the coronavirus pandemic as people eagerly strive to stay connected. But in contrast to the virtual online spaces where many convene, some central Ohioans are instead taking to the airwaves.

The Madison County Amateur Radio Club has expanded its once weekly "nets" — a channel for multiple radios to use for communication — to almost every night, giving its members a space to entertain, educate and converse with each other.



*Mark Erbaugh, NSME, who is Secretary for the Madison County Amateur Radio Club, sits at his ham radio station*

The radio club made up of about 60 federally licensed amateur radio operators in Madison County and central Ohio, first expanded its "nets" in late March following Gov. Mike DeWine's initial stay-at-home order.

"For me, it's important to have contact with the outside world and I assume it's the same for other people," said Mark Erbaugh, the club's secretary who spearheaded the expanded programming.

Erbaugh, 65, who lives in London, west of Columbus, especially saw the importance of the increased radio nets when it became apparent that the club's monthly in-person gatherings would be postponed indefinitely. Prior to the stay-at-home order, the club's weekly "nets" drew about a dozen or so members who checked in to mostly discuss topics related to amateur radio operating. Now, the near-nightly offering — lovingly called "the Cabin Fever Nets" — draws upward of 20 listeners tuning in for over-the-air moderated discussions on a variety of topics.

[TOP ^](#)

Each ham operator transmits from his or her home station, with the club's repeater system permitting hams with even low-power handheld radios to reach a distance of 30 to 45 miles from the transmitter site.

Many of the discussion topics have been about radio — the use of ham radio software, meteor scatter communication, storage battery technology and antenna law in Ohio. But more often than usual, the presentations — which can last an hour or more — veer into topics that run the gamut, from astronomy to model railroads to 3D printing.

This coming week, 78-year-old Nick Pittner is particularly excited to listen to a presentation on the history of chess. Any of the club's members can volunteer to prepare and host a presentation on a topic of his or her choice. Those who tune in also will be able to ask questions and contribute their own thoughts.

Pittner, a club member for 26 years, said there is an emphasis on presentations on topics that appeal to the members' variety of ages and educational backgrounds.

"It's a broad spectrum of backgrounds and interests, so we try to make it interesting to as many as we can," said Pittner, of West Jefferson. "All of these things broaden your horizons."

Of course, the socialization aspect of ham radio is hardly its most pressing function.

Ohio is home to 27,955 licensed amateur radio operators, according to Scott Yonally, the manager of the Ohio section of the American Radio Relay League.

Because they can operate without the internet or even an electric power grid, amateur radio operators are essential during emergencies in establishing communication when either the normal lines of communication are overloaded or are non-existent. Many operators also assist the National Weather Service with severe weather observations throughout the state.

"Amateur radio has traditionally been in the background doing the work that needs to be done silently for our communities," Yonally said.

Still, in times of isolation, like now, it can serve as a vital link to keep people in touch with others. "I really felt it was important that we try to stay connected," Erbaugh said. "I think we've bonded as a group; we've really learned about each other."

#####

## ***CQ Announces 2020 Hall of Fame Inductees***

CQ has announced the 2020 inductees to its three [halls of fame](#). The magazine named three new members to its Contest Hall of Fame, seven new members to its Amateur Radio Hall of Fame, and two new members to its DX Hall of Fame.

### **CQ Contest Hall of Fame**

**Geoffrey Howard, W0CG/PJ2DX.** In 2000, Howard purchased and restored the former PJ9JT contest station owned by CQ Contest Hall of Famer John Thompson, W1BIH/PJ9JT (SK). Howard established the Caribbean Contesting Consortium to help manage and maintain the station and has made it available to guest operators over the years, including young operators participating in the Dave Kalter Youth DX Adventure.

[TOP ^](#)

He has also worked closely with VERONA, Curacao's IARU member-society. Howard served for more than 25 years in the US Air Force, retiring with the rank of colonel. He also worked for RCA (Radio Corporation of America) and the Federal Aviation Administration, and he taught in the Graduate School of Management at Kent State University.

**Willard “Bill” Myers, K1GQ.** A pioneer of computer-based systems for antenna switching, Myers designed the Cushcraft “Skywalker” series of monoband Yagis, helped build the early *PacketCluster* network, and was a mentor to several prominent contesters, the CQ announcement said. He was also a major behind-the-scenes force at the 2014 World Radiosport Team Championship (WRTC-2014) and is currently providing support and refinement of the *SkookumLogger* contest logging program for Mac computers.

**Gene Zimmerman, W3ZZ (SK).** Zimmerman, who died in 2012, was a major force in VHF contesting, as well as an accomplished HF contester. He served on the ARRL Contest Advisory Committee and the CQ Contest Committee at various times between 1972 and 2012, was *QST*'s “World Above 50 MHz” editor for nearly a decade, and was *CQ Contest* magazine's VHF columnist. “Gene took over the struggling CQ World Wide VHF Contest in 1999, reinvented it as a 6- and 2-meter only event, and sparked its growth into a truly worldwide competition,” the announcement said. “He was also instrumental in organizing the mid-Atlantic VHF contesting group that became known as the K8GP Grid Pirates.”

This was the 37th annual induction to the CQ Contest Hall of Fame, established in 1986.

#### **CQ Amateur Radio Hall of Fame**

**Chet Atkins, W4CGP (SK).** The legendary musician and producer known as “Mister Guitar” was among those who created the “Nashville sound” in country music.

**Les Barclay, G3HTF (SK).** A propagation expert, Barclay led various International Telecommunication Union (ITU) propagation study groups and chaired the ITU's first Radiocommunication Assembly in 1993. He also served as an official in the UK's telecommunications regulatory agency.

**George Laurer, K4HZE (SK).** Laurer developed the universal product code (UPC), or “bar code,” on merchandise, allowing purchases to be scanned on checkout.

**Yasuo “Zorro” Miyazawa, JH1AJT.** His Foundation for Global Children (FGC) helps fund educational and medical programs for children around the world. FGC also works with several countries to help organize and train teams for the Olympics and Paralympics

**Champ Muangamphun, E21EIC.** A DXer and DXpeditioner, he has been a spark for growing interest in ham radio in Thailand and throughout Southeast Asia. He has also accompanied JH1AJT on many of his humanitarian missions.

**Sultan Qaboos bin Said, A41AA (SK).** From 1970 until his death in 2020, the Sultan of Oman transformed his impoverished country into a modern and prosperous state with influence throughout the Middle East.

**Tom Roscoe, K8CX.** A champion of amateur radio history, Roscoe collects and makes available online his “Ham Gallery” of QSL cards and other historic photographs. This brings the number of members inducted into the Amateur Radio Hall of Fame to 333 since its establishment in 2001.

## CQ DX Hall of Fame

**Tony Gonzalez, EA5RM.** An active DXpeditioner for 20 years, Gonzalez often organizes and leads teams in operating from difficult and challenging DX locations. He and his teams have also helped establish or re-establish amateur radio activities in several countries, including Rwanda — where ham radio had been banned for a decade due to civil war — and the newly independent country of South Sudan. In addition, he has made 10 trips to Bolivia to establish and maintain HF communication links between medical facilities and remote villages, operating as CP1XRM during his free time. Gonzalez was the 2015 recipient of the ARRL International Humanitarian Award.

**Edward “Ned” Stearns, AA7A.** An accomplished DXer, DXpeditioner, and technical innovator, Stearns introduced the use of switchable vertical-dipole arrays on island DXpeditions and designed dual-band discone antennas for use by the Northern California DX Foundation’s worldwide beacon network. He also worked with 2019 DX Hall of Fame inductee Joe Taylor, K1JT, in developing the “fox/hound” mode for FT8 used by DXpeditions. The ARRL Southwestern Division Vice Director, Stearns is at the top of the DXCC Honor Roll (phone and mixed), was the first recipient of 11-band DXCC, and has logged more than 160 entities via moonbounce.

This marked the 54th annual induction to the CQ DX Hall of Fame, established in 1967. — *Thanks to Southgate Amateur Radio News and CQ Communications*

---

## The Handbook Give Away

Hey Gang,

Have you registered for the “Handbook Giveaway” drawing for this month yet? If you haven’t, go to: <http://arrl-ohio.org/handbook.html> and get yourself registered now!

What’s the catch? I want to get everyone checking in to the Ohio Section website as often as possible, and in order to register each month, you have to visit the website often!

There’s nothing else to it. I pay all expenses and I usually “Give Away” more than just a Handbook too!!



Many of you ask me just how do I know when the drawing is on? Well, that’s easy all you need to do is check in on the Ohio Section Website on a regular basis and watch for the big **RED** Arrow that will appear on the left side of the page. This is the sign that the drawing is on and you need to get registered. So, keep a sharp eye out on the website and check in often!

---

## Club Corner

This is YOUR corner of the newsletter. Send me what your club is doing and I’ll make sure that it gets in. Got a special event or club project that you want everyone to know about? Send it to me!. Need help with a project? Send it to me.

Let me know what you club is up to. Are you going to have a special guest at your meeting or are you having a special anniversary? Just sent it to: [n8sy@n8sy.com](mailto:n8sy@n8sy.com)



#####

[TOP ^](#)

## ***Mahoning Valley Amateur Radio Association's 2-Meter Contest***



The MVARA is excited to once again try and bring you the Mahoning Valley Amateur Radio Association 2-Meter contest May 30, 2020 from 1:00 to 4:00 PM. We thought it would be fun to shake off the winter doldrums and Coronavirus / Covid 19 stuck at home blues by getting on the air for a local contest. It will be an opportunity to reconnect with old friends and make some new ones.

Old timers may remember participating in the Lou Malice Memorial Contest years ago. The MV 2 Meter Contest will be a similar two-meter simplex contest. Stations will simply exchange call signs and a 6-digit designator as defined in the contest rules. The contest format will allow participations to evaluate their stations simplex capabilities. This information can be valuable in an emergency.

No 100-watt base station, no problem. There will be two categories a low power home category of 5 watts or less and a high-power home category of more than 5 watts so everyone will have a level playing field.

There will be NO ROVER STATIONS. Your health is our major concern. Awards will be given for the highest scoring high power home and highest scoring low power home. Top 5 winners in each category will be posted on our website [www.mvara.org](http://www.mvara.org) by August 1, 2020. Awards will be mailed to the winners and second and third place will receive honorable mentions.

For contest rules, print out grid maps and to submit your logs on line please go to: <http://mvara.org/Mv2mc.html>. Paper logs can be submitted to:

MVARA - P.O. Box 14141 - Youngstown, Oh 44514

This year the contest will be dedicated to the memory of pioneer valley ham Lou Malice WA8PKN whose dedication to amateur ham radio touched the lives of all of us. Even if you never had the pleasure of knowing Lou you are still part of his legacy. Chances are good that the ham that inspired you and encouraged you to become part of amateur radio were, themselves, inspired, encouraged, and trained by Lou.

We hope to hear you on the air.

#####

## ***Silvercreek Amateur Radio Association V.E. Testing***

The Silvercreek Amateur Radio Association (SARA) **\*\*IS\*\*** having a VE Session on **Saturday June 6th.**

Information about the test session can be found here: <https://w8wky.org/license-exams/>



#####

[TOP ^](#)

## *KY QSO Party Coming – First Full Weekend In June*

### **What is the Kentucky QSO Party?**

The Kentucky QSO Party is an annual event in which many ham radio operators in Kentucky get on the air for 12 hours so that others from around the world can make contacts with Kentucky. It is a great way to contact Kentucky on different bands and modes for awards like Worked All States (WAS) and County Hunters. Many rare counties in Kentucky will be activated during the event.



### **Stations Outside of KY**

Amateurs from outside of Kentucky will typically listen for Kentucky stations calling CQ KYQP on or near the suggested operating frequencies (see the Rules page). When you hear a KY station calling CQ, come back to them by sending or saying your call.

If the KY station hears you, it will give your call and then an RST report and the county in which it is located. Kentucky stations should send a three-letter abbreviation for the county (see the Counties page for a complete list of all of the counties in the state and the proper three letter abbreviation).

Once you receive the exchange from the KY station, it is your turn to send your exchange. For stations outside of KY, you send an RST report and your state or province (or if outside of the USA or Canada, you simply send DX). If the KY station receives your exchange, it will thank you and you are done. Log your contact either on a paper log or use one of the many excellent logging programs that can be setup for the KY QSO Party (see the Log Submissions page). These logging programs will automatically verify the three letter county abbreviations as you enter them, keep track of and prevent duplicate contacts and provide a running total of the number of contacts and your total score based on the KYQP rules. **Non-KY stations can only work stations in KY.**

### **Stations in KY**

Stations in Kentucky will typically call CQ KYQP on or near the suggested operating frequencies (see Rules page). When a station comes back to your CQ, you send your exchange: RST plus the three letter abbreviation for your county. Note: it is important to not just send or say the full name of your county. It is better operating practice to send the county abbreviation (see Counties page). For example, KY stations operating from McCracken county should simply say or send 599 MCC (if on SSB, 599 Mike, Charlie, Charlie). After you have sent your exchange, listen for the other station's response and enter their exchange as noted above. Once you have entered the correct exchange from the other station, simply say "Thank you" or TU and then call QRZ? or CQ KYQP to work other stations. **Note that KY stations can work both stations outside of KY and other stations in KY.**

### **Bonus KY Stations**

Each year a few Kentucky Club Stations will be designed before the contest as **bonus stations**. Anyone inside or outside of Kentucky can work all the bonus stations once per band and mode and earn 100 bonus points for each completed contact. The bonus stations for the **2020 KYQP** will be **W4NJA, KY4KY and K4MSU**. (See Rules.) Logging programs do not need to track the bonus points earned in each log. If the log is submitted as a Cabrillo file, the KYQP contest committee will calculate the bonus points earned and add those points automatically to each submitted log as the log is being checked for accuracy. The final results posted after the contest on the KYQP website will include the bonus points earned as part of each station's final score.

[TOP ^](#)



## After the Contest

Once the contest is over, we encourage all participants to send in their logs. See the Log Submissions page for more detail. We will post the results once all logs are checked and verified (see the Results and Awards page). Everyone sending in a log will receive a Certificate of Participation.

## See You on the Air!

We hope this brief tutorial will help new ham radio operators understand how easy and fun it can be to participate. Like other QSO Parties, the Kentucky QSO Party is a relaxed and welcoming event. If you are new to QSO parties, we hope that you try to make a few contacts in the KYQP. Once you've made a few, you will quickly get the hang of it.

Want more info? Here's a link: <http://www.kyqsoparty.org/getting-started/>

####

## 2019 ARRL November Sweepstakes - Phone

Top Ten			
<b>Single Operator, High Power</b>	<b>Single Operator, QRP</b>	<b>Single Operator Unlimited, Low Power</b>	<b>Multioperator, Single Transmitter, Low Power</b>
K5TR 333,660	WZ8P 61,304	W4LT 176,300	K5KU 161,186
W7WA 323,202	NK8Q 34,350	WB2P 138,278	K7RU 116,154
K5TA 255,640	VE6EX 29,040	NT5V 126,160	K9KE 107,402
W2RQ 250,162	NA1ME 25,254	K0UK 120,376	WX4W 87,980
WC6H 246,328	WK4P 22,440	KK7AC 109,388	VA2CZ 79,520
WH7Z (W0CN, op @KH6YY)	N9LQ 20,636	WZ8T 89,586	K9DA 69,554
N4OX 219,120	K7MM 17,810	K8BZ 88,232	WR5O 63,504
KL7SB 203,520	K2GMY 17,472	N0IRM 78,080	W9ET 62,694
WD0T 202,520	K0TEA 16,800	K2SDS 77,080	W1FM 55,902
K9BGL 202,354	N7JI 15,080	K0AD 75,604	N8YXR 55,404
<b>Single Operator, Low Power</b>	<b>Single Operator Unlimited, High Power</b>	<b>Multioperator, Single Transmitter, High Power</b>	<b>School Club</b>
K2PO 186,584	KH7XS (K4XS, op) 300,128	W0NO 262,612	W6YX 252,154
W0EWD 185,422	VY2TT 274,564	K4OV 258,960	K0HC 207,832
W4AAA (KK9A, op) 180,774	W7RN (WX5S, op) 256,968	W3NX 240,700	W4AQL 148,570
N4OO 174,466	K7RL 246,178	N6WM 234,890	K9IU 76,360
K6JO 159,246	K3MM 231,238	W5WZ 234,226	W9JWC 42,042
VE5SF 150,562	W1SJ 220,946	NX6T 234,226	KD8NOM 30,528
N8II 127,008	W3IDT 218,124	W5RRR 225,262	W8EDU 27,202
WR3R 124,476	ND8DX 212,314	W1XX 224,100	W4UAL 21,060
K9WZB 122,450	W9KKN 203,848	KR0P 217,294	W1YK 18,810
KU2M 120,184	WB0TEV 203,184	N3OC 206,670	W0EEE 15,480
AC0W 120,184			

*Dresden Elementary  
Amateur Radio Station -  
DEARS, KD8NOM  
is #1 Great Lakes / School  
Club and #6 School Club  
overall!!!*

**Congratulations to  
everyone at DEARS for  
this really outstanding  
scoring and all of Ohio is  
so very proud of you!!**

You can read the full results at:

<http://www.arrl.org/contest/result-results-articles> You'll find detailed analysis and more play-by-play, along with the full line scores. Improve your results by studying your log-checking report, too.



---

## Upcoming Hamfests for 2020

### 06/06/2020 | FCARC Summer Hamfest

Location: Wauseon, OH

Sponsor: Fulton County Amateur Radio Club

Website: <http://k8bxq.org/hamfest>



### 07/19/2020 | Van Wert Hamfest

Location: Van Wert, OH

Sponsor: Van wert Amateur Radio Club

Website: <http://w8fy.org>

### 07/26/2020 - Portage Hamfair '20

Location: Ravenna, OH

Sponsor: Portage Amateur Radio Club, Inc.

Website: <http://hamfair.com>

***Canceled***

### 08/01/2020 | Columbus Hamfest

Location: Grove City, OH

Sponsor: Voice of Aladdin/ Audio Unit of Aladdin Shrine

Website: <http://columbushamfest.com>

***Canceled***

### 08/08/2020 | DXE Hamfest,

### ARRL Ohio Section Convention

Location: Tallmadge, OH

Sponsor: DX Engineering

Website: <http://dxengineering.com>

***Canceled***

### ***New Date***

### 08/29/2020 - Milford Hamfest

Location: Owensville, OH

Sponsor: Milford Amateur Radio Club

Website: <http://www.w8mrc.com>

### 09/27/2020 | Cleveland Hamfest and Computer Show

Location: Berea, OH

Sponsor: Hamfest Association of Cleveland

Website: <http://www.hac.org> Click on "Join Our Mailing List" to stay updated.

#####

## Webpage for Cancelled Hamfests

ARRL has created a webpage that will search the ARRL Hamfest and Convention Database for canceled events. >> [Click Here](#) <<

## DX This Week

(from Bill, AJ8B)

**DX This Week – New to QSLing**  
**Bill AJ8B ([aj8b@arrl.net](mailto:aj8b@arrl.net), @AJ8B, or [www.aj8b.com](http://www.aj8b.com))**  
**CWOPs Member #1567**



Hope you are doing well and listening with your “ears squinted”. If you follow a DX cluster, this past week you may have heard Anguilla, Asiatic Russia, Balearic Islands, Belgium, Bermuda, Bulgaria, China, Costa Rica, Crete, Croatia, Czech Republic, England, European Russia, Fed. Rep. of Germany, Finland, France, Greece, Guernsey, Haiti, Honduras, Indonesia, Isle of Man, Italy, Jamaica, Japan, Kazakhstan, Kenya, Latvia, Lebanon, Lithuania, Madagascar, Mexico, Moldova, Mozambique, Netherlands, Northern Ireland, Norway, Poland, Puerto Rico, Republic of Korea, Romania, Slovak Republic, St. Lucia, Suriname, Sweden, and Ukraine



Quite a bit of activity! There were also several stations on celebrating the 75<sup>th</sup> anniversary of the end of WWII. Some great commemorative QSL cards are available. I received two cards this week

and could not decide which to share with you, so, I chose both! The first was from TG9ANF – Francisco in Guatemala (8 QSOs) and the second is from Gerard – FIRUK. Did you get any or send any this week?

If you follow this column regularly, you know that I love to send and receive QSL cards. I have passed along information about the QSL Bureau and QSL managers and routes. One thing we have not “discussed” is **HOW** to QSL, My friend, and all around QSL and Ham guru, M0URX – Tim, has a “How To” guide that he has kindly agreed to share with us. If you have any questions you can contact Tim or me.

### New to QSLing? Here is a “How to guide”

If you are new to QSL’ing or just need a reminder or some advice on how best to send your QSL card then this information will be of interest to you.

A QSL card has been a very important part of Amateur Radio for many years. QSL cards are used for awards and for just the pleasure of collecting the cards. From a QSL managers perspective I have written some guidelines in helping you get 100% QSL return.

### Choosing a QSL Card

The first thing I would say is that a QSL card should be given as much thought as the radio station in your shack. A QSL card for me is more than just a “confirmation of a two-way QSO”.

[TOP ^](#)

The QSL can show your culture, shack, antennas, job and so much more with just a little imagination. If you need some help contact a QSL printer and ask for some advice.

Give some thought to the content of the card and the quantity you will be ordering. Usually larger quantities are much less expensive on a per card basis.

### Contents of a QSL Card

Your QSL card should always contain the following:



Your call sign should be on both sides of the QSL, **BOLD** and be large enough to be read quickly.

Why? A QSL manager for a DXpedition will receive thousands of QSL cards, **MOURX** can be seen much easier than *MOURX* hidden on a QSL. Make it easier for the QSL manager to know WHO you are. That is why it should ALWAYS be on the back of the QSL in large letters.

Your name and address, Country Name, website and email address are all useful information to write on the QSL card.

QSO report panel should be clear, easy to read. Use DD/MM/YY date format. Use UTC (Coordinated Universal Time) time not local time. Frequency or Band, SSB, CW, RTTY etc. RST.

CQ Zone ITU Zone, Grid Locator, IOTA Reference including Island Name.

Why? Your QSL may be required for several awards and this information must be on the QSL card and will be checked by a “field checker”

### Sending a QSL to a DXpedition:

Write the contact details clearly.

ALWAYS enclose US \$2. Always first check the DX-pedition website to verify their fee structure. Why? This pays for the return postage and also helps towards other QSL costs like Bureau expenses, Ink, envelopes, labels.

ALWAYS enclose a Self-Addressed return envelope.

Why? Failure to add a Self-Addressed return envelope may result in NO REPLY. Writing envelopes by the QSL manager wastes time and adds extra costs to the QSL work.

Your Envelope should be written like this →

Top left of the envelope write the senders address. If the letter cannot be delivered it will be returned to sender.

<p>YOUR ADDRESS AIR MAIL PAR AVION</p> <p>Mr Tim Beaumont 83 Limbrick Avenue Tile Hill Coventry West Midlands CV4 9EX ENGLAND – GREAT BRITAIN</p>
---

If undelivered, please return to:

Your Country name should ALWAYS be in UPPER CASE letters. It is surprising how many American hams do not write U.S.A. How is the postal worker to know what country to send the letter if you have not written the country of destination?

Write “**AIR MAIL PAR AVION**” or use a Air Mail sticker, top left, failure to add this could result in the letter going by surface mail and may take up to 12 weeks!

Leave the TOP RIGHT part of the envelope for the Postage Paid Impression - If you send US\$ put them inside the return envelope to hide them from possible postal theft.

Put the SAE with the fold to the bottom of the envelope. Why? When the QSL manager opens the envelope, the SAE will not be sliced in half.

Seal the envelope in packing tape. Make the letter as tamper proof as possible.

***CQDX CQDX CQDX CQDX CQDX CQDX CQDX CQDX CQDX***

Here is an update from Bernie, W3UR, of the DailyDX and the WeeklyDX, the best source for DX information. <http://www.dailydx.com/>. Bernie has this to report:

#### **SWODXA 2019/20 DXpedition of the Year Announcement**

By NR8Z, Tom Inglin, President Southwest Ohio DX Association

Each year at the DX Dinner, the [Southwest Ohio DX Association](#) presents the [DXpedition of the Year Award](#). Our goal is to recognize excellence in DXpedition planning and execution from Most Wanted entities. DXpeditions that were completed from March 2019 through February 2020 are eligible for this year’s award.

The Southwest Ohio DX Association is pleased to present this year’s [DXpedition of the Year Award](#) to the [TI9A Cocos Island DXpedition](#). The DXpedition team included: Dmitry, RA9USU; Andy, UA3AB; Mats, RM2D and Jorge, TI2JV. We congratulate you on a well-organized and well-run DXpedition from a challenging location.

***CQDX CQDX CQDX CQDX CQDX CQDX CQDX CQDX CQDX***

#### **A Competition and Ham Radio Award to the 90th Anniversary of first Amateur Radio licenses in Czechoslovakia**

The First legal experiments with Ham Radio transmissions in Czechoslovakia were made by technical enthusiasts in the early twenties of 20<sup>th</sup> Century. First license rules were made and accepted by the authorities in the second half of twenties.

Regardless of this fact, there were no officially licensed Amateur Radio Stations in Czechoslovakia until early in 1930. On May 19. 1930, the first exams of Ham Radio license applicants were made.

[TOP ^](#)

The ČAV – Českoslovenští amatéři vysílači, international Association of Czech and Slovak Ham Radio operators in cooperation with Czech Radio Club and other non-organized Ham Radio operators commemorate the 90th Anniversary of first Amateur Radio licenses by activation of special stations and the OK-90 Award.

### **Dates**

May 19, 2020 00:00 UTC – May 31, 2020 23:59 UTC.

### **Special call signs**

Six special stations will be active to commemorate the first licensees:

OL901AA (in memory of Ing. Mirko Schäferling, OK1AA),  
OL901AB (in memory of Pravoslav Motyčka, OK1AB),  
OL902AC (in memory of MUC. Zdeněk Neumann, OK2AC),  
OL901AF (in memory of Josef Štětina, OK1AF, later OK1AZ),  
OL902AG (in memory of Ladislav Vydra, OK2AG),  
OL901AH (in memory of Alois Weirauch, OK1AH, later OK1AW).

There will be activated also special stations to commemorate all the historic and actual organizations gathering Ham Radio enthusiasts in Czech Republic:

OL90SKEC (SKEČ, Sdružení krátkovlnných experimentátorů československých 1928-1932).  
OL90KVAC (KVAC, Krátkovlnní amatéři českoslovenští, 1929-1932).  
OL90CAV (ČAV, Českoslovenští amatéři vysílači, 1932-1951, 2004-today).  
OL90ROH (Revoluční odborové hnutí, 1951-1953).  
OL90SVAZARM (Svaz pro spolupráci s armádou, 1953-1990),  
OL90CRK (Československý, later Český radioklub, 1990-today)

### **Award rules**

There are three classes for contacts with special stations OL90.

III. class (bronze): 50 points - II. class (silver): 100 points - I. class (gold): 150 points

### **Bands**

All contacts must be made on following bands: 1.8 MHz, 3.5 MHz, 7 MHz, 10.1 MHz, 14 MHz, 18 MHz, 21 MHz, 24.9 MHz, 28 MHz, 50 MHz, 145 MHz.

### **Modes**

All contacts must be made either on CW, phone (any analog voice modulation allowed) or digital (any digital modulation and text encoding). Picture or digital voice modes are not allowed.

### **Points**

Each OL90 station counts only once per band and mode (CW, phone, digi).

OK stations – 1 point per contact European stations (except OK) – 2 point per contact.

Non European station (except Oceania) – 10 points per contact.

Oceania stations – 20 points per contact.

Details, online log & awards for download at: <https://ok90.hamqth.com>

All contacts will be confirmed via LoTW, e-Qsl at no cost. Paper QSL cards via bureau upon request, no fee. Direct QSL requests - \$2 - \$3 depending on the target location.

### **Fees**

Certificates as downloadable PDF files free, printed paper certificates upon request, ask for the fee

[TOP ^](#)

***CQDX CQDX CQDX CQDX CQDX CQDX CQDX CQDX CQDX***

**From Bernie, W3UR, Editor of the Weekly DX and the Daily DX.** First published Friday, May 15<sup>th</sup>.

“Yesterday I was invited and honored to attend the first ever online meeting of the Southwest Ohio DX Association (SWODA). They are the hosts of the annual DX Dinner at Hamvention and MC for the DX Forum at Hamvention, which would have taken place this weekend but for the Covid-19 cancellation. During this annual event they announce the SWODXA DXpedition of the year and are the platform for CQ Magazine’s announcement for the CQ DX Hall of Fame as well as the Island Radio Expedition Foundation (IREF) announcement for their DXpedition of the year. Last night SWODXA announced their 2019/2020 DXpedition of the Year award. (see below official announcement by NR8Z). Announcement of the CQ DX Hall of Fame and the IREF DXpedition of the year are expected to be made next week, and the following week, respectively on [Ham Nation](#). More on that next week. Again, thank you SWODXA for the invite to the meeting! Now for the announcement and congratulations to the winning DXpedition team.

***CQDX CQDX CQDX CQDX CQDX CQDX CQDX CQDX CQDX***

At the SWODXA Meeting last night the members elected their 2020/2021 officers. The following were elected:

- President: NR8Z, Tom Inglin
- Vice President: KC8RP, Richard Pestinger
- Treasurer: W8RKO, Michael Suhar
- Secretary: KC8CKW, Mindy Jones

***CQDX CQDX CQDX CQDX CQDX CQDX CQDX CQDX CQDX***

**A6 – UAE - EARS**, the Emirates Amateur Radio Society has various new callsigns on the air. These recognize and support the “National Medical Task Force” during the pandemic:

- A60NMT/1 operated by A61M QSL via A61BK
- A60NMT/2 operated by A61Q QSL via EA7FTR
- A60NMT/3 operated by A61NN QSL via A61NN
- A60NMT/4 operated by A61FK QSL via A61BK
- A60NMT/5 operated by A61DD QSL via A92AA
- A60NMT/6 operated by A61QQ QSL via A61BK
- A60NMT/7 operated by A61FJ QSL via A61FJ
- A60NMT/8 operated by A61RJ QSL via A61RJ
- A60NMT/9 operated by A61HA QSL via A61BK
- A60NMT/10 operated by A61GC QSL via A61GC
- A60NMT/11 operated by A61AY QSL via A61AY
- A60NMT/12 operated by A61BK QSL via A61BK

**EA – Spain** - From the 425 DX News, special callsign AM40LAR went active starting 4 days ago, May 14-31 for the 40<sup>th</sup> anniversary of “L’altra Radio,” “The Other Radio,” a weekly radio broadcast. This specializes in the telecom and AV “subculture” (my term) and is on Radio Nacional de Espana in the Catalan language. A [certificate](#) will be available. QSL through LoTW and eQSL.

**F – France** - The F6KUQ group, The Radio Club de Cestas has a special call now through May 24 for World Bee Day. The appropriate callsign is TM0BEE, and it's a honey of a call. Activity will be 80-6M CW, SSB and digital modes. The group notes pollination of plants is a critical building block for the world's ecosystem(s) and bees have been struggling to survive, apparently due to man's activities and other factors, still being intensively studied by scientists. The group promotes sustainable development and bee-friendly habitats. QSL via F6KUQ or eQSL.

**G – England** - GB4DLS is the special call for G4YVM, David, until June 2, marking the 80 years since the “Dunkirk Little Ships” and Operation Dynamo, May 26 and June 4, 1940, when troops were evacuated across the English Channel from France on hundreds of small private boats, primarily out of Ramsgate, England. 338,000 Allied soldiers were saved from capture. David plans to “try to run some SSB,” but prefers CW, which he says he will mostly do in this one. QSL via G4YVM.

**I – Italy** - I13STAY is a stay home callsign from the ARI Bruneck/Brunico, IQ3ED, now until December 31. QSL bureau or direct to IN3ZWF.

---

## *DX news*

### *ARLD021 DX news*

This week's bulletin was made possible with information provided by The Daily DX, the OPDX Bulletin, 425 DX News, DXNL, Contest Corral from QST and the ARRL Contest Calendar and WA7BNM web sites. Thanks to all.

**ZAMBIA, 9J.** Mario, IZ3KVD is QRV as 9J2MYT until the end of May. Activity has been on 20, 17, 15 and 10 meter SSB. QSL via IZ3KVD direct only.


**CHINA, BI4.** Members of the ZhangJiaGang Amateur Radio Association will be active as BI4WXD during the CQWW WPX CW Contest as a Multi-2/High-Power entry. QSL via BI4SCC.

**AUSTRIA, OE30.** Hannes, OE1SGU is QRV as OE30MAGICBAND until June 30. Activity is to celebrate the 30th anniversary of the allocation of the 6 meter band (50-52 MHz) to Austrian amateurs. Activity will be mainly on 6 meters using CW, SSB and the digital modes. QSL via LoTW and eQSL.

**GUATEMALA, TG.** Enrique, YS1RM is active as TG9/YS1RM. His length of his stay is unknown. Activity is on various HF bands and modes. QSL via YS1RM, direct, LoTW or eQSL.

**FRANCE, TM0.** Members of the Ondes et Micro-Informatique Radio Club are active as TM0BEE until May 24. Activity is to celebrate United Nations World Bee Day. Operations will be on 80 to 6 meters using CW, SSB, FT8/FT4 and PSK. QSL via F6KUQ, via the Bureau or eQSL.

**CANARY ISLANDS, EA8.** Members of the Radio Club Laurilsiva (EA8RKL) from Gran Canaria (AF-004) celebrate the Day of the Canary Islands on the air from May 24 to 31 with the call sign EH8DDC. QSL via ClubLog, eQSL.



[TOP ^](#)



**SWITZERLAND, HB9.** The SOTA Group Switzerland (HB9SOTA) celebrates its 15th anniversary with special event call sign HB15SOTA until May 9, 2021. QSL via HB9DPR, bureau.

**COLOMBIA, HK.** Members of the Liga Colombiana de Radioaficionados (LCRA, HK3LR) support the current pandemic restrictions with the call sign 5JSTAYHOME. QSL via HK3LR.

**ITALY, I.** 4U9STAYHOME operates from the UN Global Service Center's Amateur Radio Club (4U1GSC) until June 15. QSL via 9A2AA (d/B).

**LITHUANIA, LY.** LY56BC remains active until the end of May, commemorating the 56th Baltic Contest.

**RUSSIA, RA.** Special event stations R115MS, RM35MS and UE35MS celebrate the 115th birthday of Mikhail Sholokhov, recipient of the 1965 Nobel Prize for Literature, until June 24. QSL via ClubLog OQRS.

**POLAND, SP.** 3Z100KW will be QRV until May 31, celebrating the 100<sup>th</sup> birthday of Pope John Paul II (Karol Wojtyla) from his birthplace of Wadowice. QSL to SP9ZKN direct or via the bureau or ClubLog.

**INDIA, VU.** Subbu, VU2NSL operates the COVID-19 special event call sign AT9SS until July 28. QSL via LoTW or VU2NSL direct.

**ROMANIA, YO.** YO1STAYHOME and YO19STAYHOME are QRV until September 15.

**SOUTH AFRICA, ZS.** Special event station ZS1820S celebrates the arrival of the first British settlers at the South African Cape 200 years ago. They are QRV throughout 2020. QSL via ZS2EC (d/B), LoTW and ClubLog.

**GEORGIA, 4L.** Op Vaho, 4L8A will be active during the CQWW WPX CW Contest as a Single-Op/Single-Band 20 meter entry. QSL via M0OXO, OQRS or LoTW.

**DENMARK, 5Q6.** Henning, OZ2I/OZ1BI will be QRV as 5Q6EE from the EDR HQ station in Odense during the CQWW WPX CW Contest as a Single-Op/Low-Power entry. QSL via OZ2I, LoTW, eQSL or ClubLog's OQRS.

**UNITED STATES, K.** Allan, KV4T and his wife Bridget, KS4YT will be QRV on Grand Isle from May 22 to 25, signing home calls /p. They will be on 80, 40, 30 and 20 meters using SSB, CW, FT4 and FT8. QSL via home calls direct, LoTW and eQSL.

**ENGLAND, G.** David, G4YVM will be active as GB4DLS until June 2 to commemorate the 80th anniversary of the pivotal role played by the Dunkirk Little Ships during Operation Dynamo, May 26 to June 4, 1940. He will operate mainly CW, but with some SSB as well. QSL via G4YVM.

**THIS WEEKEND ON THE RADIO.** The Baltic Contest, QRP ARCI Hootowl Sprint and QCX Challenge are on tap for this holiday weekend. The SKCC Sprint is May 27. The RSGB 80-Meter Club Championship is on May 28. The PODXS 070 Club 3-Day Weekend Contest is May 29. Please see May 2020 QST, page 69 and ARRL Contest Calendar and WA7BNM Contest Web Sites for details.

[TOP ^](#)

---

## ARRL Contest Corner

An expanded, downloadable version of *QST's* [Contest Corral](#) is available as a PDF. Check the sponsor's' Web site for information on operating time restrictions and other instructions.



---

## Special Events

- **05/30/2020 | Audie Murphy**

**May 30, 1300Z-2200Z, W2A**, Christiansburg, VA. New River Valley Amateur Radio Club. 14.262 7.262 3.860. QSL. Danny Wylam, 710 Mc Daniel Dr., Christiansburg, VA 24073. Brush Mountain, VA, on the Appalachian Trail near the Audie Murphy Memorial. [dannywylam@gmail.com](mailto:dannywylam@gmail.com)

- **05/30/2020 | Girl Scout Camporee**

**May 30, 1500Z-2000Z, K2G**, Kingston, NY. Overlook Mountain Amateur Radio Club. 14.240; DMR Tg 31630. QSL. Overlook Mountain Amateur Radio Club, P.O. Box 48, Hurley, NY 12443. Local talk-in 146.805, -0.6, PL 103.5 [www.omarclub.org](http://www.omarclub.org)

- **05/30/2020 | Mike the Headless Chicken Festival**

**May 30, 1600Z-2359Z, W0M**, Fruita, CO. Western Colorado Amateur Radio Club. 14.235 14.074 7.230 7.074. QSL. WCARC , Mike the Headless Chicken, 2695 Patterson Rd. Ste. 2 Box 118, Grand Junction, CO 81506-8815. Phone and FT8 on 20 and 40 meters. Local 2 meter repeater 146.940. CW demonstration as requested on 20 or 40 meters. QSL card direct or by LOTW. See City of Fruita site <http://miketheheadlesschicken.org> for history. [www.w0rrz.org](http://www.w0rrz.org)

- **05/31/2020 | Iowa State Parks On-the-Air Centennial – Backbone**

**May 31, 1500Z-1900Z, W0OEL**, Dundee, IA. Rural Iowa and Buchanan County Amateur Radio Clubs. 14.240 7.240. Certificate & QSL. Great River ARC, P.O. Box 1384, Dubuque, IA 52004. IASPOTA-2020 Dedicated in 1920 as Iowa's first state park. The steep and narrow ridge of bedrock from the Maquoketa River forms the highest point in northeast Iowa the Devil's Backbone - giving the park its legendary name. Certificate & QSL managed by Great River Amateur Radio Club, P.O. Box 1384, Dubuque, IA 52004. QSL for contact; certificate for 5 parks. See website for complete information. [www.w0dbq.org/rules](http://www.w0dbq.org/rules) or [www.w0oel.com](http://www.w0oel.com)

- **06/01/2020 | Dog Island IOTA DXpedition to NA-085/EL79**

**Jun 1-Jun 11, 0059Z-2359Z, K4D**, Caribbelle, FL. K5TEN. 14.074 7.074 14.235 7.190. QSL. Bruce Brady, 208 Mt Tabor Rd., Hot Springs National Park, AR 71913. Rare grid EL79. Rare IOTA NA-085. Paper QSL preferred, also LoTW and eQSL. See website for QSL details. [rockradio1@aol.com](mailto:rockradio1@aol.com) or [www.qrz.com/db/k4d](http://www.qrz.com/db/k4d)

- **06/01/2020 | Monterey, CA 250th Anniversary 1770-2020**

**Jun 1-Jun 7, 0001Z-2359Z, N6M**, Monterey, CA. West Coast DX Group. 14.250 7.250. QSL. G. Costello, WC6DX, P.O. Box 1332, Monterey, CA 93942-1332.

- **06/03/2020 | W2W - D-Day Commemoration**

**Jun 3-Jun 10, 1300Z-2200Z, W2W**, Baltimore, MD. Amateur Radio Club of the National Electronics Museum. 14.244 14.044 7.244 7.044; operation on 80 meters (3.544, 3.844) and digital modes possible during event.. Certificate & QSL. W2W D-Day, P.O. Box 1693, MS 4015, Baltimore, MD 21203. Amateur Radio Club of the National Electronics Museum (ARCNEM) will operate W2W in commemoration of the anniversary of D-Day and the role of electronics in WWII. Primary operation will be June 6-June 7 with additional operation possible during the June 3-5 and 8-10 periods as operator availability permits. Frequencies +/- according to QRM. QSL and Certificate available via SASE; details at [ww-2.us](http://ww-2.us)

- **06/05/2020 | Salvation Army National Donut Day**

**Jun 5, 1400Z-2200Z, KØSAL**, Lincoln, NE. Lincoln SATERN. 14.318. Certificate & QSL. Charles Bennett, P.O. Box 67181, Lincoln, NE 68506. [kd0ptk@gmail.com](mailto:kd0ptk@gmail.com)

- **06/06/2020 | Museum Ships Weekend**

**Jun 6-Jun 7, 1630Z-2130Z, W5KID**, Baton Rouge, LA. Baton Rouge Amateur Radio Club. 14.250 14.035 7.225 7.035. QSL. USS KIDD Amateur Radio Club, 305 S. River Road, Baton Rouge, LA 70802. Operation onboard the USS KIDD (DD-661), WW II Fletcher class destroyer. [qrz.com/db/w5kid](http://qrz.com/db/w5kid)

- **06/06/2020 | Museum Ships Weekend**

**Jun 6-Jun 7, 1300Z-2100Z, K8E**, Toledo, OH. Toledo Mobile Radio Association. 14.260 14.039 7.260 7.039. Certificate. K8E Col. James M. Schoonmaker Team, P.O. Box 9673, Toledo, OH 43697. [www.tmrahamradio.org](http://www.tmrahamradio.org)

- **06/06/2020 | Museum Ships Weekend Event - THIS EVENT HAS BEEN CANCELLED**

**Jun 6-Jun 7, 0001Z-2359Z, NJ2BB**, Camden, NJ. Battle Ship New Jersey Amateur Radio Station. 14.262 14.040 7.262 7.040. Certificate & QSL. Margaret Burgess, KB2BRR, 150 Schooner Ave., Barnegat, NJ 08005. This is not a contest, just a fun operating event. All stations that work at least 15 different ships of those listed as participating will receive a certificate if they send a copy of their log entries showing these contacts. **THIS EVENT HAS BEEN CANCELLED.** [www.nj2bb.org](http://www.nj2bb.org)

- **06/06/2020 | Nuclear Submarine USS Nautilus SSN 571**

**Jun 6-Jun 7, 0000Z-2359Z, N1S**, Groton, CT. Generations Amateur Radio Club . 28.400 14.280 7.250 3.870. QSL. Bureau via K3LBD; direct to Generations Amateur Radio Club, 110 Vinegar Hill Road, Gales Ferry, CT 06335-1713. Details on QRZ N1S and K3LBD pages. NAUTILUS information <http://www.ussnautilus.org/>. [www.qrz.com/db/n1s](http://www.qrz.com/db/n1s)

- **06/06/2020 | Selfridge Air National Guard Base Open House & Air Show**

**Jun 6-Jun 7, 0800Z-1800Z, N8S**, Harrison Township, MI. Utica Shelby Emergency Communication Association. 14.230 7.180. QSL. USECA c/o N8S, PO Box 46331, Mount Clemens, MI 48046.

- **06/06/2020 | WWII Sub USS Cobia On the Air**

**Jun 6-Jun 7, 1400Z-2100Z, NB9QV**, Manitowoc, WI. USS Cobia Amateur Radio Club. 14.240 +/- 7.240 +/- . QSL. Fred Neuenfeldt, 4932 S. 10th St., Manitowoc, Wi 54220-9121. For qsl send your qsl and a SASE #10 envelope to:W6BSF [www.qrz.com/db/nb9qv](http://www.qrz.com/db/nb9qv)

---

## ***Special ICS 300 & 400 Training being offered***

For those interested in attaining ARES Level 3 certification, the State of Kentucky plans to offer these courses in Ashland at the Boyd County EMA:

Intermediate ICS for Expanding Incidents (ICS-300) **June 23-25**

Advanced ICS Command & General Staff for Complex Incidents (ICS-400) **July 14-15**

Though not part of the ARRL curriculum, another good class is:

ICS/EOC Interface Workshop (G-191), **September 16**

Prerequisites for these courses is completion of IS-100, IS-200, IS-700 and IS-800. All 4 of these courses are online and free from FEMA Independent Studies program.

For more information go to <https://kyem.ky.gov/training/Pages/default.aspx> and scroll down to June, July and September.

Gregg Hendry, W8DUQ

---

### ***“ARES Connect”***

**Everyone** – please make sure to go into all of the events that you have signed up *for and get your hours registered no later than 5 days after the event has ended.*

**“ARES Connect”**

**Enter**

ARES Connect Helpful Instructions

Folks, I’m seeing a lot of folks that have signed up for events not entering their time after the event. This is a very important piece of using “Connect.” Your hours need to be recorded and it’s so easy to do.

Let’s run through how so in case you have forgotten. If you have already gotten signed up for an event, all you have to do afterword to get your time entered is at any time after the event has ended, log into “Connect.” And then click on your name in the upper right-hand corner of the page. This will bring up a drop-down menu where you will then click on “View Hours.”

This brings up another screen where you can “Report Hours” as well as “View Hour History” You’ll want to click on “Report Hours.” You will then be presented one at a time by chronological order each event that you have signed up for and hours have not yet been reported on.

Type in those hours in the “Hours Worked” box and hit “Submit”... Keep doing this until you have no more hours to report.... That’s all there is to it. Now, if you are following the request above and doing this at least every 5 days or more often, this will only take you a minute or so to complete.

[TOP ^](#)

**We still have a number of recurring events created but no activity reported for them.** Please, if this event is no longer needed, let me know and I can delete it from the masters. I know that many of you setup recurring events to learn how, but if they aren't going to be used, let's get them cleared out.

Also... If you are setting up events, please don't set a limit for how many folks can sign-up unless absolutely necessary. This causes issues when doing reports. It's also counter-productive since the reason for you to list the event is to get as many volunteers as you can to attend. When you set limits, it discourages folks from signing up.

**Now, isn't that easy? Yes, and we all need to be diligent at doing it promptly.**

*Here's are the top 10 hours earners so far for May:*

	Name	Events	Hours
1	Dan Stahl (KC8PBU)	65	63.55
2	Alan Rothweiler (N8CJ)	25	57.75
3	Daniel Schlick (KB8LKH)	21	54.87
4	Bret Stemen (KD8SCL)	20	46.5
5	Earl Paazig (W8BR)	23	45
6	Greg Dersarkisian (KD8SSJ)	14	40.5
7	LaVergne Pabian (N8HLP)	9	35
8	David Brett (KD8NZF)	22	32
9	Juan Duarte (KD8UOT)	55	31.25
10	Arthur Burnett (KB8UNJ)	23	24.5

Let's get everyone in the **Ohio** Section on "ARES Connect!!!" Simply go to: <https://arrl.volunteerhub.com/lp/oh/> and get yourself registered and using the system.

### *One Question Questionnaire*



Hey Gang,

"Survey Says"..... It shows that about 45% of you have acquired your Worked All States (WAS) Award.. Congrats to you!

Now, on to next question. Since this has been such a hot topic lately, here's the next question for you...

***"Are you going to operate Field Day from your home this year?"***

You'll find the "One Question" questionnaire on the Ohio Section Website! <http://arrlohio.org> It's all in fun and it's not a scientific survey in any way, but we are learning some things that we didn't know from these questions. I hope that you are enjoying answering these "One Question" questionnaires.

[TOP ^](#)

---

## ***New – Dashboard for the Ohio Section’s ARES Connect***

Many of you have been following the new Dashboard for the Great Lakes Division and have asked if I can break the numbers down to for the Ohio Section to the county level.

After some thought and research I’ve found a way of getting a worthwhile report that is not only easy to read and understand, but one that can be very useful for everyone to be able to track the events and hours that they have participated in.

The Dashboard gives the county name and the hours recorded for that particular county. If you want more details, you’ll need to download the Excel file that will break it all down for you. You can take a look at all 88 counties and what they’ve been up to.

Here’s a link for you... <http://arrl-ohio.org/SEC/ARES-Connect-County.html>



---

### ***V.E. Test Sessions***

Many V.E.’s have decided to start testing once again, but with restrictions that need to be adhered to for sure.

Here’s the link to find that V.E. Test session and what is expected of YOU before going.

<http://www.arrl.org/find-an-amateur-radio-license-exam-session>



---

## ***30 May Nationwide Red Cross Radio Drill***

### **Overall Goals:**

1. Activate county level ARES organizations for shelter communications.
2. Pass messages containing Red Cross information between simulated shelters and County Control Station with an emphasis on digital communication.
3. Organize and pass message to a state hub via fldigi or WinLink.

### **Details**

1. Activate county level ARES organizations in a configuration to serve Red Cross and shelters. This would typically be a second layer to existing EMA/EOC communications after a large event.
2. Simulate deployment of ARES stations to likely local shelter sites. Establish a central control station - under OSERP this would typically be the “County Control Station”.
  - a. The exercise assumes NO POWER, no phones, no Internet so at the least your “Shelter stations” must run auxiliary power.
  - b. Lack of power also dictates: NO REPEATERS so arrange your simplex nets accordingly.

[TOP ^](#)

3. Pass standard Red Cross message forms from shelter to Control.
  - a. Note: the national preferred format is WinLink. In Ohio, we would fall back to fldigi, which has the capability to transmit Red Cross forms.
  - b. Voice messaging is acceptable at the local level
4. Counties may optionally forward to District Control Stations if district nets are activated, or forward directly via HF to our hub stations for Ohio.
  - a. For this exercise we are not contemplating using “The Sarge” since it’s committed to Ohio EMA (and would typically be in use for that function.)
  - b. Just as would happen at the local level, we will need to create a second-level net to handle state Red Cross messaging. We have a few options that are undecided but are fairly certain one station will be at the Delaware Chapter (N8DCA) on HF (80 meters) fldigi. We can also have voice communications if necessary but will probably try to stay in digital mode around 3585 (MT631KL 3000 or in bad conditions Olivia 8/500 3000)
  - c. We do not have direct RF WinLink access at Delaware, but for purposes of the exercise we will have Internet access at our state hub station(s). Winlink messages should go to N8DCA.
5. Log and track your performance; create AAR to show our effectiveness to Red Cross.

**Time Period**

The exercise will take place May 30

May 28: A 213 will go out to all counties requesting stations to prepare for shelter activity deployment. (Remember, this is simulated deployment!)

**May 30:** The national timeframe launches the exercise at 1PM local (1700 UTC) with requests for forms (6409) from shelters. Shelter stations send 6409 to County Control Station. Make sure “This is an exercise” is included at the beginning of each form.

Forms will be transmitted to state network control stations (again, at least N8DCA there may be others).

Need more info? Contact Stan at: [stan@standi.com](mailto:stan@standi.com)

####

***Additional Information***

Hey everybody! I was going to send this to Matt as he is structuring the topology, but then thought you all could benefit from this in terms of setting up your counties for May 30.

One of the biggest points of discussion was “Where do the messages go??”

ARC plans on using the Dayton Chapter K8DRC station (Miami Valley Chapter now) as the receiving point for ALL messages.

The Delaware station N8DCA will be on as a potential HF relay point for stations that can’t directly reach Dayton on HF.

We will need to create a VHF path to help rely into Dayton from the western part of Ohio, the same with Delaware in Central Ohio.

[TOP ^](#)

Those ARES stations that have WinLink (Thinking Cincinnati here mostly) can enter messages directly to Dayton.

So, we'll need a topology that takes those destinations in mind.

Our collective understanding is that the ARC will furnish 6409 (requisition forms) to us, to be 'originated from shelters' within a county.

Matt will work on building out the network, but now we have something to go on.

For DEC's PLEASE encourage your county EC's to participate! This is important to ARES, allowing us to demonstrate to ARC that we can handle messages accurately to their Chapters. It shouldn't take a lot of time- I'm hoping for three stations in each county to merely originate on fldigi/flmsg their forms.

For all: there is a Red Cross message .zip that contains the proper forms. They do NOT behave as native flmsg forms, but are easily accessed from the "custom form" dropdown. Union County EC ED Liddle, KE8ANU, has put together instructions on these forms... <https://youtu.be/9CqMAaP4wc8> Share out the link if you like.

Thanks for participating!! We'll get more information out to you when Matt has worked his magic.

-Stan

---

***Final.. Final..***



Hi Gang,

This past week has really been a washout for doing anything outside for sure. I can't believe just how much rain has fallen lately. I know that around August we'll all be wanting rain, but why does it have to rain every day now. Can't we have it spread out a bit? I've been so looking forward to getting out more on the bike and hitting the trails, but the only thing that I can do right now is figure out how to get pontoons on the bike!

Speaking of rain, I really hate to think that it's looking more and more like our possibilities for saving some of the hamfests this summer is swirling the drain for sure.

**The DX Engineering / Ohio State Convention is another hamfest that had to cancel due to COVID-19.**

Every day we are hearing more and more about keeping social distancing going until there's a vaccine. I see in our State Health Director's latest orders just issued this past week is still keeping large venues like parks, skating rinks and my favorite amusement park in the whole world (Cedar Point) shut down.

I know how disappointing this is to all of you, me too. But we do have to understand that they are thinking of our safety and the numbers do reflect that social distancing does make a difference.

[TOP ^](#)



I also want to remind folks that if your committee has been sanctioned as an approved ARRL Hamfest and you do decide to cancel or postpone it, please let me and Eric Casey at Headquarters know so that we can update our Hamfest listings.

Now, I've gotten a lot of calls about what to do about Field Day, and what's the League's decision on this. The short answer to this is that the League has decided not to change the rules. So, they stand as they have been for a number of years. I and all of the Ohio Section Cabinet have written a number of different articles about how to stay in compliance and still have fun during Field Day. Yes, the large celebrations with the usual Saturday night cookout with all of your friends and fellow hams will most likely be curtailed this year. I get it that it's as much of the tradition for Field Day as working those stations all night long, but we do need to remember to stay within the law. My Plan "B" this year is to stay at home and work Field Day from my gazebo. I have an alternate source of power (off the grid) and I will most likely just throw up a wire antenna between a couple of the trees in my backyard and go to town. I'm still keeping Plan "A" alive, which is going from site to site, but it's looking more and more like that just isn't an option this year. So, if I do go to Plan "B" I'll be on the air!! IF that is the case, let's see just how many of you will make contact with me.

**Field Day Pictures.....** Yes, I still want your Field Day pictures!!! Send me as many pictures of your Field Day event as you can. Let's make this the best year yet for posting those Field Day pictures on the website. I'll be sure to take some pictures of my setup and I definitely want to see yours too!! Just because we can't do what we've always done, doesn't mean that we still can't have fun doing this from our homes.

**Field Day Messages...** Yes, you get points for sending Field Day messages so please don't forget to send a Field Day message to each one of the Ohio Section Cabinet!! Send two or three or however many messages you wish. The Ohio Single Side-Band Net (OSSBN) will be working extra hours to take those messages from you and deliver them, so don't be bashful about writing them. The guys at OSSBN can handle it.

Switching Bands... It seems like I'm busier now than when I traveled attending all sorts of meeting and get-togethers on Zoom, Go To Meeting and the like. It's been great fun being able to "sit in" on meetings, especially when I can sit in my overstuffed office chair and just relax in the comfort of my ham shack listening to all the great things going on around Ohio.

Whelp, my final go around before gong QRT... Stay safe my friends! I want to see all of you soon at a meeting or hamfest! We will get through this and when we do, we'll have so much to talk about. Most of all... have FUN and get on the airwaves!!

73, and stay safe my friends

*Scott, N8SY*

---

## ***Memorial Day***

Memorial Day is an American holiday, observed on the last Monday of May, honoring the men and women who died while serving in the U.S. military.

Originally known as Decoration Day, it originated in the years following the Civil War and became an official federal holiday in 1971. Many Americans observe Memorial Day by visiting cemeteries or memorials, holding family gatherings and participating in parades. Unofficially, it marks the beginning of the summer season.



[TOP ^](#)

By the late 1860s, Americans in various towns and cities had begun holding springtime tributes to these countless fallen soldiers, decorating their graves with flowers and reciting prayers.

It is unclear where exactly this tradition originated; numerous different communities may have independently initiated the memorial gatherings. Nevertheless, in 1966 the federal government declared Waterloo, New York, the official birthplace of Memorial Day.

Memorial Day, as Decoration Day gradually came to be known, originally honored only those lost while fighting in the Civil War. But during World War I the United States found itself embroiled in another major conflict, and the holiday evolved to commemorate American military personnel who died in all wars.

For decades, Memorial Day continued to be observed on May 30th. But in 1968 Congress passed the Uniform Monday Holiday Act, which established Memorial Day as the last Monday in May in order to create a three-day weekend for federal employees; the change went into effect in 1971. The same law also declared Memorial Day a federal holiday.

So, while you sit in comfort of your great home and family, please remember those that have given the ultimate sacrifice for our safety and comfort. Honor them on this day.

---

Ohio Section Cabinet

Section Manager – Scott Yonally, N8SY	Assistant Section Manager – John Perone, W8RXX
Section Emergency Coordinator – Stan Broadway, N8BHL	Section Traffic Manager – David Maynard, WA3EZN
Technical Coordinator – Jeff Kopcak, K8JTK	Affiliated Clubs Coordinator – Tom Sly, WB8LCD
State Government Liaison – Bob Winston, W2THU	Public Information Coordinator – John Ross, KD8IDJ
Section Youth Coordinator – Anthony Lascre, K8ZT	

---

***Swap & Shop Has Come to the Ohio Section Website***



Hey Gang,

Have you taken a look at the **Swap & Shop** page on the Ohio Section webpage yet??

Here's a link that will take you there... <http://arrl-ohio.org/sm/s-s.html>

Do you have equipment that you just don't need or want anymore? Here's a great venue to advertise it, and it's FREE!!

No, it won't be listed in this newsletter because it would take up way too much space, so your ad will only appear on the website. It is there for any individual to post equipment Wanted / For Sale or Give-Away. No licensed vehicles/trailers or business advertising will be posted.

Postings are text only (no pictures or graphics) will be posted for a maximum of 1 month from date posting and require a contact phone number or email within the posting.

Send your Wanted / For Sale or Give-Away post to: [swap@arrlohio.org](mailto:swap@arrlohio.org)

[TOP ^](#)

---

## Welcome New Subscribers

Jeremy, KC8GWH; Rich, KB8TAD; James, WD8JLP



---

## Back Issues of the PostScript and Ohio Section Journal

Hey, did you know that PostScript and Ohio Section Journal (OSJ) are archived on the website? You can go back and look at any edition simply by clicking:

<http://arrl-ohio.org/news/index.html>



---

## Chit – Chat, and All That!

Do you know someone that's not getting these Newsletters? Please, forward a copy of this Newsletter over to them and have them "[Opt-In](#)" to start receiving them. Heck just have them send me an email [n8sy@n8sy.com](mailto:n8sy@n8sy.com) and I'll get them added to the Ohio Section Emailing list.



We now have many thousands of readers receiving these newsletters weekly. Quite impressive, I'd say! I urge all of you to make sure that everyone, regardless of whether they are a League member or not, get signed up to receive these weekly Newsletters.



You can always "[Opt-Out](#)" at any time if you feel this is not what you were expecting. It's fun and very informative. All of your favorite past newsletters are now archived too. You can go back at any time and read them. Just go to: <http://arrl-ohio.org/news/>

Got questions, concerns or would just like to sit and chat awhile? Heck, I'll even buy the coffee!! Give me a call at (419) 512-4445 or email me at: [n8sy@n8sy.com](mailto:n8sy@n8sy.com)

The pictures on the front page and throughout this newsletter are from various newsletters, Facebook posts and/or were sent directly to me in recent weeks. Take a good look at them, you just might be in one of the pictures! "SMILE... you're in the Ohio Section News!!"



---

[TOP^](#)

---

*The Ohio Section Journal (OSJ) is produced as a comprehensive look at all the programs within the Ohio Section. I sincerely hope that you have enjoyed this edition of the OSJ and will encourage your friends to join with you in receiving the latest news and information about the Ohio Section, and from around the world!*