



Ohio  
Section  
Journal

## Ohio Severe Weather & Flooding Awareness Week Edition

- [From the Technical Coordinator](#)
- [From the Section Emergency Coordinator](#)
- [From the Section Traffic Manager](#)
- [ARRL Seeks EC-001 Mentors](#)
- [ARES Training Update](#)
- [The Ohio Weekly DMR Net Report](#)
- [Fun Things To Do, Classes & Hamfests Too](#)
- [From the Affiliated Club Coordinator](#)
- [From the Public Information Coordinator](#)
- [Out and About](#)
- [From the Educational Outreach](#)
- [One Question Questionnaire](#)
- [The Handbook Give Away](#)
- [Final.. Final..](#)



## From the Technical Coordinator


Jeff Kopcak – TC

[k8jtk@arrl.net](mailto:k8jtk@arrl.net)

Hey Gang,

Windows 10: two years later. Last time I talked about Windows 10, Microsoft was giving the operating system away as a free upgrade. It represented a drastic shift in Microsoft's business model. I'll cover some of the decisions surrounding Windows 10 and my experiences with this new model of delivering and updating Windows. Beware, a lot of complaining lies ahead. You have been warned ☺

Microsoft is transforming Windows 10 to "software as a service" (often written as SaaS) over previous versions. The software is licensed to the user. Microsoft takes full responsibility for maintaining, updating, and adding new features.



Though this means users have little chance to stop major updates from applying and no chance to stop additional applications from being installed or removed. They are applying the phone model of updating to Windows 10 across all platforms. Microsoft wants to handle all updates and wants apps to be downloaded from the Microsoft Store (like the Google Play Store or Apple App Store).

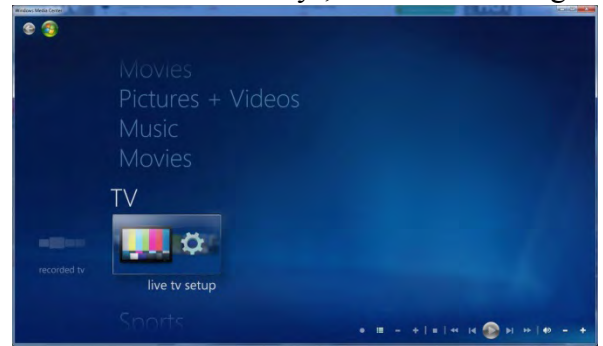
In principal, this seems like a good idea because users don't have to do anything. They will always be updated with the latest and greatest operating system and apps. This model fits almost no users of Windows 10.

Average users get frustrated with having to apply updates weekly. According to [Paul Thurrott](#), journalist and blogger who follows Microsoft, he stated that '65% of Microsoft's revenue comes from enterprise users who don't want to update but every 5-10 years. Instead of adapting to that service model, they force users to conform to [Microsoft's] business model.'

This shift includes realizing that most Windows users think: when I buy a new computer, I get Windows. These are not power-users like me.



For Windows to be available on every type of device (PC, tablet, mobile, Xbox, IoT, Hololens) Microsoft created this platform for developers called UWP. Universal Windows Platform apps are meant to be designed once, put in the Microsoft Store, and run on all device types. Ultimate goal was to replace all desktop apps with a UWP app. The Microsoft Store would take care of installing the latest version when updates were available. When tied to a Microsoft Account, apps would be installed on any devices signed in using that account. No one is using this platform. Microsoft created apps in UWP for Windows 10 but they're proof-of-concept apps at best, toy apps at worst. The Photos app is unusable. If they wanted developers to be drawn to this platform, Microsoft should have created some really awesome looking and functioning apps to show off the abilities of UWP. Instead they created apps that no one wants to use largely because the platform is not mature. Microsoft does come up with really good ideas. Then they get rid of them. In the XP days, who wasn't using Windows Movie Maker? It made some really good-looking edited videos like home movies, class projects, or to promote a brand on a website. Gone. Windows Media Center was loved by many because it turned an ordinary PC into a media powerhouse with the ability to record TV programs, watch DVDs, play music, show photos, and stream movies from Netflix. Gone. [Paint was on the chopping block for the Fall Creators update](#). It got so much push back from diehards they decided to keep it and added a 3D ribbon so that it can do 3D modeling. Eh.



*Windows Media Center*

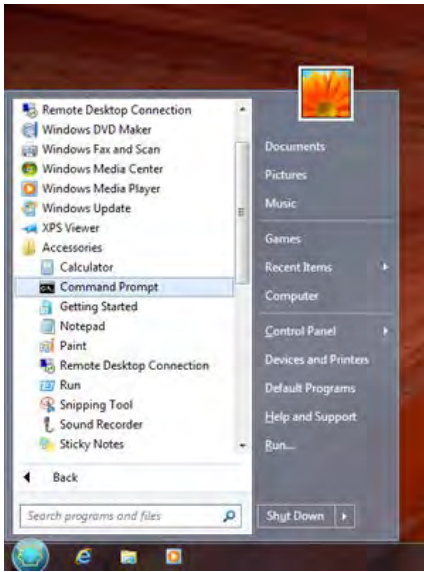
I think Windows 7 is the best version of Windows despite the severe lack of hardware and driver support. For example, SSDs (solid-state-device, aka non-spinning hard drive) needed deep internal settings need to be adjusted in Windows 7 so it would not wear out the SSD faster than expected. Windows 10 knows what to do with an SSD out-of-the-box, even in a RAID configuration.

I love that Windows 10 is stable. Running it on fairly modern hardware, it just works. My main machine runs 10 and was installed from scratch at the end of May 2016. This is unheard of for me. Every couple of months I was restoring a backup of Windows 7, likely due to a failed driver update. In the two years since installation I went through a motherboard failure. When it died, I built a new system. I did a drive-to-drive copy of my Windows installation and data onto new hard drives. Previous versions of Windows never handled drastic hardware changes very well. It would get stuck in the startup process and reboot over and over again. Windows 10 detected my new hardware, installed some drivers, after maybe a reboot or two I was up and (still am) running on that initial install. That's where my love for Windows 10 ends.

I don't like the two-control panel-like settings areas called "Control Panel" and "Settings." It's too scattered, if you can find the setting at all. I swear there are changes just to make changes. In one update an option is over here, the next update it is someplace else. This constant changing makes finding solutions online a real bear. Settings, and in particular privacy settings, are often defaulted when a major update is applied.

I hate the forced upgrades and reboots. Users complain, [and Microsoft admits](#), they were forced into Windows upgrades when the user specified to delay the update. There were complaints of updates [rebooting during 'active hours' and the solution was to modify the Windows Registry](#). The Registry stores low-level settings of the operating system and installed applications. Making an error editing the registry can cause irreversible damage. "Active hours" is another dumb idea. 'Hey tell us when you think you're going to be using your PC and we won't apply updates.' Except that didn't happen. Windows 10 would reboot causing many hours of lost productivity. Have a task or job running overnight? It's not more important than a Windows update! Granted many of these issues come and go but they are major annoyances. They leave users feeling like they don't have control because a decision they made was not honored.

Microsoft is thinking like a developer. Developers will tell you “this is progress.” This happens a lot. It’s a real problem. Progress is not removing options for users. Their idea of progress may not align with the majority of users either. Paul Thurrott believes that Microsoft is intentionally making Windows 10 bad. “I actually think they’re doing this on purpose to sabotage this business from within ... so they can move on to the thing they want to do which is cloud computing ... It’s almost that bad.” (What The Tech, [ep 363](#)).



Classic Shell

I’m really getting tired of replacing bad implementations with functional addons. To my chagrin, Classic Shell [is no longer in development](#) which was my preferred Start Menu replacement. These reasons should sound familiar: “Windows 10 is being updated way too frequently (twice a year) and each new version changes something that breaks Classic Shell. And ... Each new version of Windows moves further away from the classic Win32 programming model, which allowed room for a lot of tinkering. The new ways things are done make it very difficult to achieve the same customizations.” Luckily the source code was released making it easy for someone or a group to pick up where that project left off. Check [alternativeTo](#) other Start Menu replacement options.

I would love to move my Windows 10 desktop to Linux. There are apps that don’t run well in a virtual machine or hardware apps that can’t run under a compatibility layer like Wine. Windows it is for now. I have moved my laptops over to Linux and have been loving it. Linux has its own issues but if one distribution doesn’t work, try another. I do have Windows virtual machines installed for software defined radio apps and Office mostly. My preferred Linux distro is Fedora because it had the least amount of problems running specialized apps in a VM. It’s not for the faint of heart either as it’s considered a ‘bleeding edge’ operating system. Problems often make to the stable update channel but seem to be fixed relatively quickly.

This is the dividing line. Are you willing to change or is this too much?

Thanks for reading and 73...

**de Jeff - K8JTK**

[TOP^](#)

---

## *Murphy’s Law*

- To spot the expert, pick the one who predicts the job will take the longest and cost the most
- After all is said and done, a hell of a lot more is said than done
- Any circuit design must contain at least one part which is obsolete, two parts which are unobtainable and three parts which are still under development
- A complex system that works is invariably found to have evolved from a simple system that works
- If mathematically you end up with the incorrect answer, try multiplying by the page number
- Computers are unreliable, but humans are even more unreliable. Any system which depends on human reliability is unreliable



---

***From the Affiliated Club Coordinator***

**Tom Sly, WB8LCD - ACC**

[tomsly29@gmail.com](mailto:tomsly29@gmail.com)

ACC March 2018

Let me start this month with my congratulations to the Portage County Amateur Radio Service, Inc. (PCARS). PCARS has been awarded the Dayton Hamvention “Club of the Year” award for 2018! As a PCARS member I can tell you how thrilled and honored we all are to receive this recognition. I can tell you that building a successful club is a TEAM effort – not the result of the efforts of one, or just a few people. It’s not just the club officers, or certain “favorite” club members. Everyone has a part in it. And everyone’s part is important to the success of the club. Congratulations to every member, past and present of PCARS!



Let me move on to HAMVENTION! Think about this for a minute: how lucky are we in the Ohio Section to have one of the world’s largest hamfests, right in our own back yards? Hamvention is like “Mecca” for hams. Yet I do know hams, right here in Ohio, who have never been to Hamvention! YOU need to get to Hamvention. I’m going to check with Scott (N8SY) and, if in my position of ACC I have the power invested in me, I will command it that every member of the Ohio Section come out to Hamvention! I promise, it will be an Amateur Radio Experience like no other.

Thank you to DARA for all the work they’ve done since 1952 to bring Hamvention to life. How much work did it take to make the move last year? A lesser club would have shrugged it off and said “all good things must come to an end.” DARA pushed forward, and the worldwide Amateur Radio community will now be blessed with a fantastic venue that should support Hamvention for decades to come! This kind of attitude is what makes for a truly great Amateur Radio Club!

Now, if you’re a club leader, officer, or just an interested member who helps make things happen, here’s a few things you should be looking for at Hamvention:

1. Neat stuff you can bring back to show off to those who couldn’t make it this year. Even if it’s just “trinkets” for the 50/50, the other club members will appreciate getting a chance to see some of what they missed.
2. Contacts. What an opportunity to meet fellow hams from across the world. But, it’s up to you to step outside of your comfort zone. Welcome our international visitors to the US. Welcome every attendee to Hamvention. Make it a point that everyone you have an opportunity to come into contact with goes home thinking that the Dayton Hamvention is one of the friendliest places they’ve ever been! The people you meet this year may be coming back next year – ask if they might be willing to come a couple days early, or, stay a couple days longer in order to meet with your club for a special event! Even if they aren’t coming back, they might be willing to Skype a presentation to your club.

3. How about making your own Hamvention video? Not everyone makes it to Hamvention (despite my command!) and the folks in your club would probably enjoy your guided tour through the flea market, in the forums, your individual conversations with other attendees. Get everyone in your club to take along their still camera, or video recorder, then take parts from everyone's Hamvention experience to make a montage of the Hamvention. Put it up on YouTube.

4. Spend some time at the ARRL exhibit. Lots of ARRL staff will be present. Get to know them. Once again, they should be more than willing to find a way to be involved with your club.



Hamvention is a treasure trove of inspiration for any ham or Amateur Radio club!





Not far behind Hamvention is summertime in OHIO! Now is the time to start planning and promoting activities for the summer. How about some group building projects? Field Day? State QSO parties – operate them as a club. Field Day? Fox hunting? Public service events? Field Day? Ham Radio promotions such as demo’s for scouts, 4-H, RV groups? Did I mention Field Day? Make up your own operating events! Add some food, beverage and invite hams from another club to participate with yours. Ohio State Parks on the Air. The point is, if you want to have a fantastically fun summer you’ve got to start planning for it now! And promoting for it.

But, if you can figure out a way to get people out to an event on the spur of the moment – let me know about it! I guess my point here is that every club can be a GREAT club for it’s members. Activities are an important part of club building. Getting together as friends, enjoying our common interests and having fun while we do it.

What could be better than that? (Ed – K8IV says “winning”)

Next time we’re going to start talking about promoting your club.

**73, Tom, WB8LCD**

[TOP^](#)

---

### ***From the Section Emergency Coordinator***

***Stan Broadway, N8BHL - SEC***

[broadways@standi.com](mailto:broadways@standi.com)

### **Ohio ARES on alert**

The past few weeks have been an important period for Ohio ARES! With record rainfall, flooding in the ‘usual places’ was assured, and as it turned out unusually damaging floods were reported along the Ohio River. A total of 70 rivers were at flood stage during the week and weekend.

Ohio ARES distributed several alert emails so the entire state was updated, and many EC’s were busy contacting their county EMA’s. ARES volunteers all across the state were standing at the ready. Although we understood it was not a ‘communications’ emergency, there were still many areas which amateur radio might have been required to play a role.





Flooding in California, OH (Tim Jeffries, Facebook)



Lunken airport (Tim Jeffries, Facebook)





Paul Brown stadium (Tim Jeffries, Facebook)

Flood damage was reported in New Richmond, Hardin County, Pomeroy, and Portsmouth. In Scioto County, where significant damage was inflicted to Portsmouth, was on the alert early and set an example. Flooding resulted in small-scale, isolated evacuations, road closures, and damage to structures. ARES members were alerted by E.C. Gib Carver, and stood ready to assist. Flood gates were installed with the help of the Ohio National Guard and early requests were made to the state for assistance. Later, Ohio Governor John Kasich said preparations by local and state officials ahead of heavy rains and expected flooding helped Ohio "dodge a bullet" with no loss of life reported to this point. He praised Scioto County for taking steps early.

A major population area was Cincinnati and Hamilton County, where EC Bryan Hoffman, KC8EGB, was in very early contact with responders. Bryan has this figured out! He sent out regular updates to members, having them at the ready if they were called. As the situation worsened the Ohio crested at 60', and agencies were on duty. Reports Bryan, "HamCo ARES was contacted by CEMA to activate for assistance with damage assessment and public information. CEMA is setting up a Field Command and Information Center to distribute info to the general public and to coordinate assessment and cleanup efforts in eastern Cincinnati.

We will be providing an additional command link between this site and the ROC (where the Cincy EMA is active). Their plan is to use us as an additional means of comms outside of the usual public service links. This will allow them a direct link between the commanders at each location."

This was not a "communications" emergency. But there are many other services we can provide, such as situational awareness during the development period, assistance in communicating from EOC to shelters, and damage assessment. I'm proud to point out the exemplary work by our EC's all over the state who were ready to go!

## Ohio ARES Conference

The Ohio ARES conference is shaping up to be a big event! We start the day with Great Lakes Division Director Dale Williams, WA8EFK, going into detail about the ARRL's committee report that will re-shape ARES nationwide. There are lots of changes on the way, and we'll get a profile from Dale, who chaired the committee! We'll talk training, of course, and other important topics that you can take home to your groups. We'll wrap up with a great presentation by George Reidel, N1EZZ. George was one of the first amateur radio responders to Puerto Rico, and was on St Marks island when the second hurricane came through! He lived the amateur radio mantra: When all else fails. It did, and George helped get them through.



The conference is scheduled for April 7, Saturday, at the OSU Marion / Marion Tech campus in Marion, OH. The meeting is in the health care lecture hall (a luxurious setting!) Registration is available on the [arrl-ohio.org](http://arrl-ohio.org) website. This is a must-see for EC's and assistants, and ALL amateurs are warmly welcomed! I hope to see you there.

START	END	TOPIC	PRESENTER
800	830	Registration	(Marion)
0830	900	Opening	Stan
900	0945	ARES Changes and structure	Dale
0945	1000	Break	
1000	1045	Ohio business / Ohio BETA	Stan
1045	1100	Break	
1100	1145	Ohio Training / DMR talk groups	Jim / Scott
1145	1300	Lunch	
1300	1345	Activities: NVIS – Black Swan	Stan
1345	1400	Break	
1400	1445	OHDEN / The Sarge	Gary / Richard
1445	1500	Break	
1500	1545	George Reidel	(Marion teardown)
1545	1600	Close	Stan

## NVIS Day

We haven't talked much about it yet, but our annual NVIS Day is set for Saturday April 28, starting at 10 AM. Our objective is to create antennas that work well within a 400 mile radius- necessary for local HF communication during emergencies. Get some wire, some design ideas, a group of hams, and a grill! We highly recommend a good BBQ lunch and time to fellowship around the antenna projects!

## 73, Stan, N8BHL

You can view all of the SEC's monthly reports on the website.. <http://arrl-ohio.org/SEC/default.html>

[TOP ^](#)

---

**From the Public Information Coordinator**

**John Ross, KD8IDJ - PIC**

[john.ross3@worldnet.att.net](mailto:john.ross3@worldnet.att.net)



**FROM THE PIC**



**2018 Newsletter Contest**



Time is flying by fast to enter the 2018 Ohio Section Newsletter Contest. The deadline is June 30<sup>th</sup>...just about three months away!

My email and snail mail again tells me this year will be another great contest. Everyday more entries arrive. You'll need two editions of your club's newsletter...either printed or a notice that your on-line newsletter is ready...to be entered.

The award presentation will be in August at the annual Voice of Aladdin Hamfest in Grove City. Email me with any questions...the official rules are on this website under MY HOMEPAGE.

Good Luck!

**Climbing Higher**

One of the many attributes that we share as amateur radio operators is the ability to be self-sufficient. That includes a lot of things like building our own equipment, experimenting with different circuits and installing our own antennas.

I remember, when I was young, a lot of climbing on roofs, ladders, walls and even small towers. Could I do that now? Maybe. Should I do that now and should I have done it then? No!!!



I was in Chicago a couple of weeks ago for a training class on climbing...safely. I won't bore you with all of details but the main takeaway was...if you don't know how to do it safely...don't do it!!! There are really good methods, reasons and procedures for climbing anything safely...and what you don't know could really hurt or make you an SK!

Sometimes we never think about the right clothing or shoes to wear...the wrong outwear can be dangerous. The proper clothing may make you a bad fashion statement but it can also keep you safe. There are other accruements like safety belts, straps, rope and special ditty bags that make climbing even safer....things we forget in the rush to get up the antenna and get on the air. So, if you have to climb...take the high road! Ask yourself is it really safe, do you really know what you're doing, and should you take the risk. The answers are all pretty easy to determine...asking an experienced climber to help is even easier.

I hope all of this makes you think twice about your next aerial adventure. While it all applies to ham radio stuff...it may come in handy the next time you're asked to clean the gutter or do a high wire act putting up holiday lights!!!

## On The Air...Keep Talking

A couple of months ago I received a picture of a sign posted at the city limits giving motorists the call sign and repeater frequency of the area. What a great idea...if anyone is listening!!!



There has been a lot of concern over the last few years about the dwindling activity on our repeaters big and small. I can remember a time sitting on the porch with my Heathkit "portable" radio listening to our area repeaters and you could not get a word in edgewise. There was a constant stream of hams taking about everything amateur radio...from auto patches to link frequencies and generator noise. Everyone was talking and contributing and it was great! I probably learned more from those conversations than any study guide.

The other night I went down to the shack to do some paperwork, turned on the rig, and for the next two hours heard nothing but a "ker-chunk". No talking, no one listening, no activity. I was more than concerned until last night when I repeated the same routine and to my amazement...hams talking ham radio! WOW! An older ham was helping a newer ham by giving a pretty good rundown of how it used to be with all of details...and how the old technology auto-patch worked! I could not let this opportunity pass so I jumped on and told both operators how great it was to hear actual conversations about ham radio! I shared some of old experiences and before I could say 73...yet another ham, one I knew, jumped to say hello and joined the group!! Just like the old days and, even after I quit talking, they continued. We need more of this...talking even though it may analog...and we're not holding a 3-ounce piece of plastic our ear.

In today's world bandwidth and frequencies and in great demand. We've been granted permission to use a lot of them pretty much just for the asking and with a promise to use them correctly and when help is needed. But that could change at any second and we might be asked to share or give up our bands entirely. So, whether it's only an hour a day or maybe just one night at week...try to check into your local repeater and talk it up. Hopefully we can again fill our air with information, opportunity, inspiration and all things amateur radio. If it comes down to use it or lose it...I would rather keep it!!

**73, John, KD8IDJ**

[TOP ^](#)

---

### *From the Section Traffic Manager*

*David Maynard, WA3EZN – STM*

[wa3ezn@att.net](mailto:wa3ezn@att.net)

The Spring Severe Weather Awareness Week and the Ohio Statewide Tornado Drill is this Month. Here are the scheduled dates.

### **2018 Weather Safety Week Events**

Ohio's Severe Weather Awareness Week: March 18-24  
Statewide Tornado Drill: Wednesday, March 21st at 9:50 am  
Flood Safety Awareness Week: March 18-24  
Lightning Safety Awareness Week: June 18-24



Here is some information from the Ohio Committee for Severe Weather Awareness website.

<http://www.weathersafety.ohio.gov/TornadoFacts.aspx>

If you need more information just Google Tornado and you can also be overwhelmed with the information available, the stories being told and the pictures of the total destruction of businesses, homes and communities. Final Words: PREPARE NOW!!



Useful links:

eham Recommendations for Emergency Preparedness

<http://www.eham.net/articles/7176>

NOAA WEATHER RADIO ALL HAZARDS

<http://www.nws.noaa.gov/nwr/>

>>**Tornado Facts...**

<http://www.weathersafety.ohio.gov/TornadoFacts.aspx>

As the severe weather season approaches, take some time during Severe Weather Safety Awareness Week to make a safety plan for your family, friends, neighbors and co-workers. Planning ahead will lower the chance of injury or death in the event severe weather strikes.

Tornadoes develop from severe thunderstorms. They are usually preceded by very heavy rain and/or large hail. A thunderstorm accompanied by hail indicates that the storm has large amounts of energy and may be severe. In general, the larger the hailstones, the more potential there is for damaging winds and/or tornadoes.

The most violent tornadoes are capable of tremendous destruction with wind speeds of 250 mph or more. Damage paths have exceeded the width of one mile and 50 miles long. Tornadoes generally move from southwest to northeast, but have also been recorded traveling in any direction. The forward speed of a tornado varies from 30 mph to 70 mph.

Peak tornado season in Ohio is generally April through July, and they usually occur between 2 p.m. and 10 p.m. FELICITY, Ohio -- A tornado touched down early Sunday morning February 25, 2018 in southwest Ohio, causing damage to homes, vehicles and knocking down trees and power lines as flooding plagues region.

>>Fujita Tornado Damage Scale - By Category

The Enhanced Fujita Scale is a set of wind estimates (not measurements) based on damage. It uses three-second gusts estimated at the point of damage based on a judgment of eight levels of damage.



## Enhanced Fujita Scale

### OPERATIONAL EF SCALE

EF # = 3-Second Gust (MPH)

0 = 65-85

1 = 86-110

2 = 111-135

3 = 136-165

4 = 166-200

5 = Over 200

NOTE: Prior to February 1st, 2007, tornadoes were rated according to the “F” (Fujita) scale rather than the newer “EF” (Enhanced Fujita Scale). Click on the Storm Prediction website <http://www.spc.noaa.gov/efscale/> for additional information regarding the “F” and “EF” scales.

### > Tornado Safety Tips

Whether practicing in a tornado drill or sheltering during a warning, the Ohio Committee for Severe Weather Awareness encourages Ohioans to DUCK!

D - Go DOWN to the lowest level

U - Get UNDER something

C - COVER your head

K - KEEP in shelter until the storm has passed

Take responsibility for your safety and be prepared before a watch or warning is issued. Meet with household members to develop a disaster plan to respond to tornado watches and warnings. Conduct regular tornado drills. When a tornado watch is issued, review your plan – don't wait for the watch to become a warning. Learn how to turn off the water, gas and electricity at the main switches or valves.

\* Despite Doppler radar, tornadoes can sometimes occur without any warning, allowing very little time to act. It is important to know the basics of tornado safety. Know the difference between tornado watches and tornado warnings.

\* Tune in to one of the following for weather information: NOAA Weather Radio, local cable or television (Ohio News Network or the Weather Channel), or local radio stations.

\* If you are a person with special needs, register your name and address with your local emergency management agency, police and fire departments before any natural or man-made disaster.

\*The safest place to be during a tornado is a basement. If the building has no basement or cellar, go to a small room (a bathroom or closet) on the lowest level of the structure, away from windows and as close to the center of the building as possible.

\* Be aware of emergency shelter plans in stores, offices and schools. If no specific shelter has been identified, move to the building's lowest level. Try to avoid areas with large glass windows, large rooms and wide-span roofs such as auditoriums, cafeterias, large hallways or shopping malls.

\* If you're outside or in mobile home, find shelter immediately by going to the lowest level of a nearby sturdy building. Sturdy buildings are the safest structures to be in when tornadoes threaten. Winds from tornadoes can blow large objects, including cars and mobile homes, hundreds of feet away.

\* If as a last resort you cannot quickly get to a shelter, get into your vehicle, buckle your seat belt and try to drive to the nearest sturdy shelter.

\* If you experience flying debris while driving, pull over and park. Choose to either stay in your vehicle, stay buckled up, duck down below the windows and cover your head with your hands, or find a depression or ditch, exit your vehicle and use your arms and hands to protect your head. Never seek shelter under highway overpasses and bridges.

### >Tornado Loss Prevention Tips

The following steps are suggestions that homeowners should take before a tornado or other natural disaster occurs to assure speedy and hassle-free recovery. The Insurance Information Institute has a web tool that makes conducting a home inventory a breeze. Now you can catalog your possessions online, room by room. Once completed, you can add items and photos to a thumb drive for easy access. Maintaining a comprehensive inventory will come in handy, should you need to file a claim or reevaluate the amount of insurance you carry. It's good for renters, too. Visit <http://www.knowyourstuff.org> to get started.

### > Home Coverage and Preparedness Tips

\* Tornado losses are most often covered by the "windstorm peril" under the homeowner's insurance policy.

\* Check with your homeowner insurance agency to assure adequate coverage is provided by the policy. Notify the insurance agency of any additions or improvements to the home.



## Home Items Inventory Checklist

Name	Peter John		Phone Number	001 987 555 4444	
Address	H-106 Suit NORTH NY				
Inventory Date	20/04/2015				
Bedroom Checklist	Cleaning Supplies	Kitchen Utensils	Miscellaneous	Miscellaneous	
Bedsprad	<input checked="" type="checkbox"/> welcome Door Mat	<input checked="" type="checkbox"/> Tongs	<input checked="" type="checkbox"/> Lamps	<input checked="" type="checkbox"/> Desk	
Blanket	<input checked="" type="checkbox"/> Vacuum Cleaner	<input checked="" type="checkbox"/> Toaster	<input checked="" type="checkbox"/> Paintings/ Art	<input checked="" type="checkbox"/> Dressers/Contents	
Dust Ruffle	<input checked="" type="checkbox"/> Kitchen Sponge	<input checked="" type="checkbox"/> Wastebasket	<input checked="" type="checkbox"/> Piano	<input checked="" type="checkbox"/> Lamps	
Flat Sheets(5)	<input checked="" type="checkbox"/> Iron & Ironing Board	<input checked="" type="checkbox"/> Wine Glasses	<input checked="" type="checkbox"/> Rugs	<input checked="" type="checkbox"/> Misc Items	
Fitted Sheets(15)	<input checked="" type="checkbox"/> Dustpan	<input checked="" type="checkbox"/> Trivet	<input checked="" type="checkbox"/> Appliances	<input checked="" type="checkbox"/> Rugs	
Hangers Set(10)	<input checked="" type="checkbox"/> Other	<input checked="" type="checkbox"/> Can Opener	<input checked="" type="checkbox"/> China	<input checked="" type="checkbox"/> Bedding	
Hanger Coat Closet(5)	<input checked="" type="checkbox"/> Other	<input checked="" type="checkbox"/> Coasters Set	<input checked="" type="checkbox"/> Contents of cabinets	<input checked="" type="checkbox"/> Bed	
Matress Pad	<input checked="" type="checkbox"/> Other	<input checked="" type="checkbox"/> Coffee Maker	<input checked="" type="checkbox"/> Cookbooks	<input checked="" type="checkbox"/> Books	
Pillows	<input checked="" type="checkbox"/> Other	<input checked="" type="checkbox"/> Coffee Mug Set	<input checked="" type="checkbox"/> Cutlery	<input checked="" type="checkbox"/> Chairs	
Pillow Protectors	<input checked="" type="checkbox"/> <b>Electronics</b>	<input checked="" type="checkbox"/> Colander	<input checked="" type="checkbox"/> Dishes	<input checked="" type="checkbox"/> Contents in closet	
Pillow Cases(5)	<input checked="" type="checkbox"/> LED TV	<input checked="" type="checkbox"/> Pizza Pan	<input checked="" type="checkbox"/> Glasses	<input checked="" type="checkbox"/> Desk	
Chairs(2)	<input checked="" type="checkbox"/> Microwave Oven	<input checked="" type="checkbox"/> Cooking Spatula	<input checked="" type="checkbox"/> Pots & Pans	<input checked="" type="checkbox"/> Dressers/Contents	
<b>Bathroom Checklist</b>	<input checked="" type="checkbox"/> Refrigerator	<input checked="" type="checkbox"/> Cooking Slotted Spoon	<input checked="" type="checkbox"/> Refrigerator/Freezer	<input checked="" type="checkbox"/> Lamps	
Bath Mat	<input checked="" type="checkbox"/> Washing Machine	<input checked="" type="checkbox"/> Cookware Set	<input checked="" type="checkbox"/> Stove	<input checked="" type="checkbox"/> Misc Items	
Bath Towels	<input checked="" type="checkbox"/> Alarm Clock	<input checked="" type="checkbox"/> Nonstick Pan	<input checked="" type="checkbox"/> Tables	<input checked="" type="checkbox"/> Rugs	
Hand Towels	<input checked="" type="checkbox"/> Radio	<input checked="" type="checkbox"/> Corkscrew	<input checked="" type="checkbox"/> Utensils	<input checked="" type="checkbox"/> Contents	
Wash Cloths	<input checked="" type="checkbox"/> DVD Player	<input checked="" type="checkbox"/> Cutting Board	<input checked="" type="checkbox"/> Contents in closet	<input checked="" type="checkbox"/> Electrical appliances	
Plunger	<input checked="" type="checkbox"/> Internet Modem	<input checked="" type="checkbox"/> Dinnerware Set	<input checked="" type="checkbox"/> Pictures/Paintings	<input checked="" type="checkbox"/> Lamps	
Shower Curtain Liner	<input checked="" type="checkbox"/> Wireless Router	<input checked="" type="checkbox"/> Dish Towels	<input checked="" type="checkbox"/> Bedding	<input checked="" type="checkbox"/> Dryer	
Shower Curatin & Rings	<input checked="" type="checkbox"/> Telephone with Mess	<input checked="" type="checkbox"/> Flatware Set	<input checked="" type="checkbox"/> Bed	<input checked="" type="checkbox"/> Ironing Board	
Soap Dish	<input checked="" type="checkbox"/> Television Set-24 inch	<input checked="" type="checkbox"/> Trays	<input checked="" type="checkbox"/> Books	<input checked="" type="checkbox"/> Lamps	
Tooth Brush	<input checked="" type="checkbox"/> Remote Control	<input checked="" type="checkbox"/> Glass Set	<input checked="" type="checkbox"/> Chests/contents	<input checked="" type="checkbox"/> Misc. Items	
Tooth Brush Holder	<input checked="" type="checkbox"/> Vacuum Cleaner	<input checked="" type="checkbox"/> Glassware Set	<input checked="" type="checkbox"/> Contents in closet	<input checked="" type="checkbox"/> Washing Machine	
Waste Basket	<input checked="" type="checkbox"/> Cloth Dryer	<input checked="" type="checkbox"/> Grater	<input checked="" type="checkbox"/> Desk	<input checked="" type="checkbox"/> Auto supplies	
Toilet Bowl Brush	<input checked="" type="checkbox"/> Hand Drill	<input checked="" type="checkbox"/> Hot Mitt	<input checked="" type="checkbox"/> Dressers/Contents	<input checked="" type="checkbox"/> Deep freezer	
Hand Lotion	<input checked="" type="checkbox"/> Electric Shaving Mach	<input checked="" type="checkbox"/> Knife Set	<input checked="" type="checkbox"/> Lamps	<input checked="" type="checkbox"/> Lawn Furniture	
Shampoos	<input checked="" type="checkbox"/>	<input checked="" type="checkbox"/> Ladle	<input checked="" type="checkbox"/> Misc Items	<input checked="" type="checkbox"/> Lawn Mower	

\* Consider purchasing the replacement cost coverage endorsement for the home and its contents. It would give the option to rebuild or replace damaged property at current costs rather than depreciated values.

\* If you experience a storm-related loss to your home that is covered by your insurance, notify your insurer in a timely manner, as required by your policy.

\* Home Inventories Assist in Settling Claims

- Videotape, photograph or compile a written inventory of your home and belongings.

\* Keep the inventory off premises in a bank safe deposit box. The inventory will provide a record for you and the insurance company, should a loss occur.

\* Update your inventory every time you move or every two to three years.

### > **Written Inventory Tips**

\* Go through each room of the home and list every item. Include the purchase date, price and model numbers.

\* Include professional, written appraisals of antiques, jewelry and other costly possessions. Here are some useful links.

[http://www.squawkfox.com/wp-content/uploads/2008/10/printable\\_home\\_inventory\\_worksheet.pdf](http://www.squawkfox.com/wp-content/uploads/2008/10/printable_home_inventory_worksheet.pdf)

<http://144.208.74.173/%7Eohio13/wp-content/uploads/2017/02/InventoryForm.pdf>

<https://www.ohioinsurance.org/wp-content/uploads/2017/02/TipGuideInventory.pdf>

[http://www.dfs.ny.gov/consumer/homeown/home\\_invchklst.pdf](http://www.dfs.ny.gov/consumer/homeown/home_invchklst.pdf)

### > **Video or Photo Inventory Tips**

\* Pan the camera around the room to capture all items. Obtain close-ups of expensive items such as jewelry, china and furs.

\* Consider grouping items for easier inventory.

\* Narrate the video by noting purchase costs and dates. Include model and serial numbers for appliances and electronic devices.

### > **Auto Coverage and Preparedness Tips**

\* If there is threatening weather, shelter vehicles to prevent damage from winds, flying debris and hail.

\* Vehicles are protected under the "other than collision" (comprehensive) portion of an auto insurance policy, if damaged by windstorms or hail.



## > After the Loss - Insurance Tips

- \* Photograph any damage and inventory losses. Photos will assist when settling claims.
- \* Secure property from further damage or theft and save related receipts, since many insurers will reimburse for these expenses.
- \* If required to seek temporary housing due to a covered loss such as a tornado, check your policy for "loss of use" coverage. Many policies cover such expenses up to a stated amount.



What about your family? Here are some items you can do now to be prepared in the future.

Sit down with your family members and decide how you will get in contact with each other in an emergency.

Once you figure this out, document the contact information on both a master sheet and on wallet sized cards to be carried by all family members. This document will become your “Family Communication Plan” and it will form the cornerstone of your family emergency plan. It will list all family members, their date of birth, and other important information. Include a photo for each person as well as any important medical information. Also include a contact number for an out of town contact person.

Determine a meeting place where you will meet in the event you can not get home. This may be your workplace, the home of a parent or relative, your church or even at a school if there are children involved. Whatever you decide, you will need at least three possible locations.

Determine the best evacuation routes from your home or workplace to the safe meeting places. Then take the route and make sure it is accurate and that you understand the directions.

Prepare a list of all workplaces along with the address, telephone number, and closest evacuation location in the event getting to the pre-designated meeting place is not possible. Also prepare a list of all schools that are attended by your children along with the address, contact names, and telephone numbers. Contact the schools now to learn about their own emergency evaluation policies and procedures.

Prepare a list of your doctors and your veterinarian along with their telephone numbers. Include a list of medical conditions and prescription medications that are being taken.

Prepare a list of your insurance policies, including the carrier, the telephone number for claims, and the policy number itself. Include health insurance, homeowners or rental insurance, life insurance policies.

Be aware, however, that phone lines and cell service may not be functional following a catastrophic disaster. Although a valuable tool, do not count on your phone to be the sole mode of communication following a disaster. If you text, you might want to consider a “texting tree”. Texting is usually available even when cell service is down.

Store all of the information you have carefully compiled in multiple locations. For example in a preparedness binder, On a flash drive that you carry with you, In your desk drawer at work or in an email attachment sent to yourself at one of the email services that you use.

**73, David, WA3EZN**

You can view the STM's monthly report on the website.. <http://arrl-ohio.org/stm/stm.html>

[TOP ^](#)

---

### ***Out and About***

***Lyn Alfman, N8IMW - ASM***

[lynalfman@aol.com](mailto:lynalfman@aol.com)



By the time you read this article, daylight savings will already have been in force for about a week. So, have you made the adjustment of losing an hour of sleep since Daylight Savings Time began on March 11? I went through the time change with no ill effects. And, I love that extra hour of daylight!

With the official start of Spring (March 20) comes the start of our severe storm season. The official Ohio Severe Weather and Flooding Awareness Week is March 18-24. There will be a statewide test of the tornado sirens on March 21 at 9:50 am. Hopefully your club will do what the Cambridge Amateur Radio Association does every year—they bring up a net, check in, and then listen for the tornado siren(s) in their neighborhoods. After the test, the net control station will ask everyone who checked in their location and whether or not they heard the nearby siren. The net control station will report the results to the local EMA director.



SKWARN training can make you a available tool for your community. By being properly trained, you can report severe weather as it happens. If you are not already SKYWARN trained, check the following link for classroom and online training: <https://www.weather.gov/pbz/skywarn>.

With the onset of spring, many ham clubs start preparing for Field Day. They start their preparations by deciding on a location, and by examining and repairing equipment to be used. This is a good time to do repairs before Field Day (June 23-24) and Ohio NVIS Day (April 28).

Here is a list of amateur radio activities I have been involved with this last month. I attended the following meetings: Guernsey County ARES, the Zanesville Amateur Radio Club, and the Cambridge Amateur Radio Association. I attended five amateur radio lunches, participated in three amateur radio exam sessions, and published the spring issue of the *CARA Communicator*, and updated the W8VP website calendar.

Remember to be “Radio Active”!

**’73 de Lyn**

[TOP ^](#)

---

## ***ARRL Seeks EC-001 Mentors!***

*(from arrl bulletins)*

Since the beginning of the [Amateur Radio Emergency Communications training program](#), ARRL has relied on the work of mentors to help guide those interested in volunteering to serve their communities. Our mentors represent the best in Amateur Radio public service communications training and make a substantial difference in how students approach service to their communities and Amateur Radio. The mentors take the written text of a course and bring it life for these amateurs, many of whom they will never meet face to face.

Our current pool of mentors is low, and ARRL has an immediate need for new mentors who are willing to start as soon as they're approved. Mentors are more than teachers. They are the guides that new radio amateurs, and those new to public service communications, rely on to show them all the possibilities for Amateur Radio to benefit the public and the partners we work with.

ARRL Emergency Communications training courses cover a wide range of material on the use of radio communications technologies, communications techniques, and emergency management skills necessary when helping served agencies deal with and overcome disasters.

Mentors for the EC-001 *Introduction to Amateur Radio Emergency Communications* course must meet the following criteria:

### Qualifications

- ARRL member
- Active radio amateur
- 18 years of age or older
- Completion of ARRL EC-001
- General, Advanced, or Amateur Extra class licensee
- Experience in public service communications and ARES activities
- Recommendation of Section Manager

Completion of the following courses:

- ICS 100, 200, 700, and 800
- FEMA Professional Development Series
- National Weather Service SKYWARN®

Desirable experience:

- Professional experience in emergency response or communications field
- Extensive Amateur Radio experience
- Professional experience as a trainer or educator

In addition, *all* mentors for CEP online courses must:

- Possess sufficient computer skills and Internet savvy to interact with online course students and other mentors
- Maintain adequate computer equipment
- Successfully complete the Mentor Familiarization Course that provides orientation for giving instruction in the online environment.

Appointment as an ARRL Field Instructor or as a Mentor for ARRL's Public Service Communications training program is for a term of 3 years. This is a renewable appointment based on satisfactory performance as an active instructor/mentor and satisfaction of all current qualifications and requirements.

Field Instructors and Mentors are expected to maintain and adhere to the qualifications, guidelines, and standards of conduct of a volunteer representing ARRL, which reserves the right, in its sole discretion, to terminate this relationship at any time, with or without cause.

For more information on applying to be a mentor, [contact](#) ARRL Emergency Preparedness Assistant Ken Bailey, K1FUG, tel (860) 594-0227.

[TOP ^](#)

---

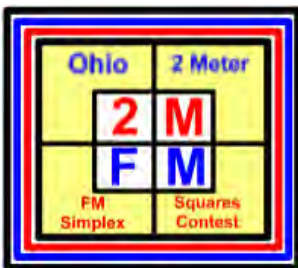
## FROM THE EDUCATIONAL OUTREACH ASM

Anthony Luscre, K8ZT

[k8zt@arrl.net](mailto:k8zt@arrl.net)

### FM2M<sup>2</sup>- Ohio 2 Meter FM Simplex Squares Contest

Sponsored by The Cuyahoga Fall Amateur Radio Club



A contest for all hams in Ohio!

- All you need is a 2M FM HT or mobile radio and a simple antenna to compete for prizes and certificates; yes even a cheap HT will do.
- The contest is 10 hours total, two 5 hour windows each on April 7th & 8th 2018.
- Use 2 Meter FM Simplex communication to contact as many other stations and grid squares in Ohio as possible.
- Anyone sending in a log with at least one valid contact is eligible to win prizes, but the more contacts you make the better your odds of winning. There will also be certificates for leaders in a variety of categories.
- Full details and rules can be found at <http://tiny.cc/fmsq>



[TOP ^](#)

---

## ARES Training Update

Jim Yoder, W8ERW – ARES Data Manager

[w8erw@arrl.net](mailto:w8erw@arrl.net)

### ARES Training Update

How long can this winter continue? I much prefer mowing the lawn rather than shoveling the walks and we have all done plenty of the later this season. Even Texas has had a serious go at winter this year. At one-point Fort Worth was enduring the same temperatures as we had here in Northern Ohio.



We take what is thrown at us and I for one enjoy the change of seasons in our state. I am just ready for the change to happen again. It's time to raise antennas, run new coax and even start to think about Field Day. Please, let's do it without the long johns and winter gloves on.



The ARES conference is coming soon and our Section Emergency Coordinator Stan Broadway, N8BHL tells me the gathering this year will be significant. If ARES is your thing, you won't want to miss the program this year in Marion on April 7<sup>th</sup>. Stan has lined up quite a program and I will be on hand to give you a look at what I am doing to manage the growing database of Ohio Amateurs who are completing the FEMA NIMS online courses and answer all your questions. There is also some exciting ARES news to be presented by our Great Lakes Division Director Dale Williams WA8EFK. I encourage everyone to attend. There is a signup tab on the [arrloho.org](http://arrloho.org) web page for you to indicate your intent to attend. We are asking that you do so, allowing us to accurately plan for the conference. Further details are available on the website, [arrloho.org](http://arrloho.org).

Your submissions to the training database continue to roll in almost daily. There is a total of 862 active ARES members now logged with 667 having completed all four of the required NIMS courses. The total number of classes reported now stands at 6,214. As soon as I receive and enter new or additional training certificates, I send an updated report to our Section Manager Scott Yonally, N8SY which he then posts to the website. The report lists those ARES Members who have completed all four of the required NIMS courses. Scott also has a very nice certificate for those who have completed NIMS training.

The training database has grown to over 1.5Mb in size after compression and the file directory containing the certificate copies has reached 10Gb in volume. Yes, this is a lot of information and it's growing. In addition to the four required courses, ICS-100, 200, 700 and 800, there are many other courses being taken and submitted. If you are taking any of these, please submit them for inclusion. We can expect to be asked when the need arises for some the specialized skills these courses represent, and when the served agency requests, we will be able to identify you as having completed the necessary training. There are currently several who have submitted over 100 courses and many more who have over 50. Certifications outside of the FEMA courses are also welcome including the ARRL Emergency Communications series ES-001, 002 and 003 which many of you have completed.

You may submit your training certificates individually or wait until you have completed all three. Just remember to save the email you receive from FEMA with your course certificate link. Please remember to include your call sign in your submission.

I often receive certificates with no call. QRZ has been my go to resource for finding those calls. Also, it is important to tell us the county you reside in as well as the county ARES group you are associating with. QRZ is less than perfect with the county information and I have found it many times to be in error.

Please also make sure that you copy your County Emergency Coordinator when you submit your training certificates to SM Scott Yonally [n8sy@n8sy.com](mailto:n8sy@n8sy.com). You can save the .pdf certificate file that is sent from FEMA upon successful course completion and attach it/them to your email to your EC and SM Yonally. Earlier course completion certificates that were in hard copy form, can be scanned and saved in .pdf format as well. Just save the file as W8ERW-IS-00100.b.pdf. The other option which is especially good for those submitting additional courses is to ask for a FEMA transcript that will list all of your completed FEMA courses. We understand that sometimes the ideal is not possible, so send us what you have and we'll make it work. You may also send your certificates directly to me: [w8erw@arrl.net](mailto:w8erw@arrl.net) your EC, SEC Broadway and of course to SM Yonally. When you send all four certificates to Scott [n8sy@n8sy.com](mailto:n8sy@n8sy.com) he will send you back one of those nice NIMS completion certificates.

Scott has also been awarding an ARES Safety Vest as we reach additional milestones. He has awarded three so far at the 600, 625 and 650 points of attainment. Number 675 is coming soon, so get those courses completed and send in the certificates. You might get lucky and be awarded a nice ARES Safety Vest. If you have not yet gotten started, the information is available on the arrloho.org website on how to get registered with FEMA and begin taking your courses.

We in Ohio are making a great showing. Our Section is ahead of the curve in NIMS completion and we are showing no signs of falling behind. My thanks to everyone who is or has been taking the time to take the NIMS courses and submit them to the database. Every time I send an updated roster to SM Yonally, I get an email back declaring “Fantastic”. Your efforts are appreciated and when ARES is called to serve we will be trained and ready. Thank you.

Please let me know if you have any questions and EC’s, DEC’s remember I can send you a report of your county/district training and additional reports that you may find helpful.

73, **Jim, W8ERW**

[TOP ^](#)

### *One Question Questionnaire*

There’s another NEW – one question – questionnaire on the Ohio Section Website! <http://arrloho.org> I see that that about 81% of you say that you have built an antenna from spare parts. That’s fantastic...

Now, on to the next question that’s on my mind. Let’s see how you answer this... and it comes from Chuck Whittington, K4CEH and it’s a really good question. **“Do you know how to properly solder coax onto a PL-259 connector?”**



The survey will only take 2 seconds for you to answer it, and you can see how your answer stacks up with others instantly. If you haven’t done it yet, please do. I really want to hear from you. Hey... If you’ve got a question that you’d like to see on our questionnaire, please send it to me!

[TOP ^](#)

### *The Ohio Weekly DMR Net Report*

#### *March 14 DMR Net*

District 1 – 7	District 5 – 7	District 9 – 5	QNI: 98
District 2 – 3	District 6 – 15	District 10 – 8	
District 3 – 8	District 7 – 12		Time: 55 minutes
District 4 – 12	District 8 – 8	Outside of Ohio – 13	NCS: AB8SI



The reason for conducting this net every week is to make sure that all of our connections to the now ever-growing list of repeaters throughout the state are working as we want them to be.

Interested in being a net control for this net? Contact Duane, K8MDA at: [k8mda@arrl.net](mailto:k8mda@arrl.net) It's really easy to do and if you're checking in to the net on a regular basis anyway, you're already there! Please, we need volunteers from all over Ohio to do this net. It is important, and I will guarantee this, it's really FUN!!

The reason for conducting this net every week and having you actually check "IN" is to make sure that all of our connections to the now ever-growing and changing list of repeaters throughout the state are working as we want them to. Sometimes things don't always work as we expect them to, and testing this system, and ourselves, each week gives us the ability to better understand what can happen during any emergency situation. Come join in on the fun every Wednesday evening at 8:30pm local on the DMR - 3139 talk group!

Has your club taken the challenge? I have challenged all the clubs in Ohio to get your members to "check-in" to the DMR Net at 8:30pm every Wednesday night. Let's get everyone on DMR to check in!

Now, I know that it's gonna' take some time to get everyone to buy into this idea, but I know that it will be worth it for sure! Just think of it, around 2,000 folks all checked in on a controlled net, it will be amazing for sure and maybe one that will break a record! We've peaked thus far at 107 check-ins. How's about it, let's try to 125 this next week!


Don't know which ARES District you're in? Click on this link: [http://arrl-ohio.org/SEC/district\\_map.htm](http://arrl-ohio.org/SEC/district_map.htm) and find your county. You will then see which District you reside in.

You can also find a ton of information about DMR and the most popular DMR Nets on the website: <http://arrl-ohio.org/digital/digital.html>

[TOP ^](#)

---

## *The Handbook Give Away*



Hey Gang,

Have you registered for the "Handbook Giveaway" drawing for this month yet? If you haven't, go to: <http://arrl-ohio.org/handbook.html> and get registered. You never know, you just may be the next winner!

What's the catch? I want to get everyone checking in to the Ohio Section website as often as possible, and in order to register each month, you have to visit the website often! There's nothing else to it. I pay all expenses, and from time to time, I Give Away more than just a Handbook. You'll never know just what months will be those special times that I will have more than just a Handbook to Give Away!!

Many of you ask me just how do I know when the drawing is on? Well, that's easy all you need to do is check in on the Ohio Section Website on a regular basis and watch for the big **RED** Arrow that will appear on the left side of the page. This is the sign that the drawing is on and you need to get registered. So, keep a sharp eye out on the website and check in often!  
<http://arrl-ohio.org>



[TOP ^](#)

## ***Fun Things To Do, Classes & Hamfests Too***

*(from various newsletters and sources)*

Class Instructors - Don't forget to register your classes with the ARRL. It's easy to do. Make sure that you send me that information too! Just think of all of the extra publicity that you'll get for your classes!



>> *Classes starting near you* <<

\*\*\*\*\*

### ***Amateur Radio Technician Classes***



The Toledo Mobile Radio Association (TMRA) will be holding a two-day Technician License class on **April 7 & 21, 2018**. There is no charge for the class. A text book is required and costs \$25.00. At the end of the second class, students may take the FCC license exam. The cost of the exam is \$15.00.

The classes will be held at the **Lucas County EMS Training Center, 2127 Jefferson Street, Toledo, Ohio 43624**. Registration is required. Contact Steve, KC8TVW. Phone: 419-467-3734 or email: [kc8tvw@arrl.net](mailto:kc8tvw@arrl.net).

\*\*\*\*\*

### ***ARRL V.E. Test Sessions***

<p><b>03/20/2018</b>   <a href="#">Sandusky OH 44870-1926</a>  <b>Sponsor:</b> Sandusky, Ohio VE Team  <b>Location:</b> Sandusky Radio Club  <b>Time:</b> 7:00 PM (Walk-ins allowed)  <a href="#">Learn More</a></p>	<p><b>03/21/2018</b>   <a href="#">Middletown OH 45042-3458</a>  <b>Sponsor:</b> Dial Radio Club  <b>Location:</b> Miami University (Middletown)-Verity Lodge  <b>Time:</b> 6:00 PM (Walk-ins allowed)  <a href="#">Learn More</a></p>
<p><b>03/21/2018</b>   <a href="#">Ravenna OH 44266-2191</a>  <b>Sponsor:</b> Portage County ARS Inc.  <b>Location:</b> PCARS Club Site (Rear of complex, under BIG tower)  <b>Time:</b> 7:00 PM (Walk-ins allowed)  <a href="#">Learn More</a></p>	<p><b>03/25/2018</b>   <a href="#">Cortland OH 44410-1473</a>  <b>Sponsor:</b> NE Ohio ARC  <b>Location:</b> Ohio State Extension Office  <b>Time:</b> 6:30 PM (Walk-ins allowed)  <a href="#">Learn More</a></p>



<b>03/25/2018</b>   <a href="#">Hillsboro OH 45133-1429</a> <b>Sponsor:</b> Highland ARA <b>Location:</b> Hillsboro First United Methodist Church <b>Time:</b> 2:30 PM (Walk-ins allowed) <a href="#">Learn More</a>	<b>03/28/2018</b>   <a href="#">Dayton OH 45424-3304</a> <b>Sponsor:</b> Dayton ARA <b>Location:</b> DARA Clubhouse <b>Time:</b> 7:00 PM (Walk-ins allowed) <a href="#">Learn More</a>
<b>03/28/2018</b>   <a href="#">Tiffin OH 44883-2636</a> <b>Sponsor:</b> Seneca Radio Club <b>Location:</b> Seneca Cty EOC <b>Time:</b> 6:30 PM (Walk-ins allowed) <a href="#">Learn More</a>	<b>04/07/2018</b>   <a href="#">Bryan OH 43506-8410</a> <b>Sponsor:</b> Williams County ARC <b>Location:</b> Williams County 911/EMA <b>Time:</b> 10:00 AM (Walk-ins allowed) <a href="#">Learn More</a>
<b>04/07/2018</b>   <a href="#">Columbus OH 43228-2127</a> <b>Sponsor:</b> CRES ARC <b>Location:</b> Haubach Armory <b>Time:</b> 9:00 AM (No walk-ins) <a href="#">Learn More</a>	<b>04/07/2018</b>   <a href="#">Kirtland OH 44094-8500</a> <b>Sponsor:</b> Lake County ARA <b>Location:</b> Kirtland Library <b>Time:</b> 12:00 PM (Walk-ins allowed) <a href="#">Learn More</a>

Here's also links to other great V.E. testing sites:

[Laurel V.E. Test Locations](#) & [W5YI V.E. Test Locations](#)

\*\*\*\*\*

### *Special Event Station*

Each year March is designated as National Red Cross Month. Last year ARES did a Special Event station from the Red Cross office on Belmont in Liberty. We will be doing it again this year and welcome all interested ARES volunteers to join us **March 24**. We will put up an HF antenna (probably running 40M) and if the Red Cross ERV is not in use we will set up the radio in the ERV. We have reserved the special call W8R for the event and will provide certificates to contacts that request them. We also have a QRZ page set up under the W8R call. We hope to be on the air from **10:00 am to 2:00pm**.

Hope to see everyone there.  
 Dave Brett  
 Mahoning County ARES

\*\*\*\*\*



The Stark County ARES in conjunction with the Stark County EMA Office will be sponsoring FEMA ICS Training over the next few months. Training will be for the ICS-200, ICS-700 and ICS-800 certification.

Currently we have scheduled training for the ICS-200 Certification on Wednesday, **April 18th** at the County EMA Office on Route 62 lower level.

There is no cost for the training and it will run from 5:30 PM until about 9:00 PM. Future courses will also be offered based on interest. Please contact me if you are interested!

Terry Russ, N8ATZ. Emergency Coordinator - Stark Co ARES  
Home 330-837-3091 or cell 330-802-0958

\*\*\*\*\*

**Contests – Just for the FUN of it!!**

<p><b>March 19</b></p> <ul style="list-style-type: none"> <li>• <a href="#">Run for the Bacon QRP Contest</a></li> <li>• <a href="#">Bucharest Contest</a></li> </ul>	<p><b>March 19</b></p> <ul style="list-style-type: none"> <li>• <a href="#">Run for the Bacon QRP Contest</a></li> <li>• <a href="#">Bucharest Contest</a></li> </ul>
<p><b>March 21</b></p> <ul style="list-style-type: none"> <li>• <a href="#">QRP Fox Hunt</a></li> <li>• <a href="#">Phone Fray</a></li> <li>• <a href="#">CWops Mini-CWT Test</a></li> </ul>	<p><b>March 21</b></p> <ul style="list-style-type: none"> <li>• <a href="#">QRP Fox Hunt</a></li> <li>• <a href="#">Phone Fray</a></li> <li>• <a href="#">CWops Mini-CWT Test</a></li> </ul>
<p><b>March 22</b></p> <ul style="list-style-type: none"> <li>• March 22 -- NAQCC CW Sprint</li> <li>• March 22 -- RSGB 80-Meter Club Championship (SSB)</li> </ul>	

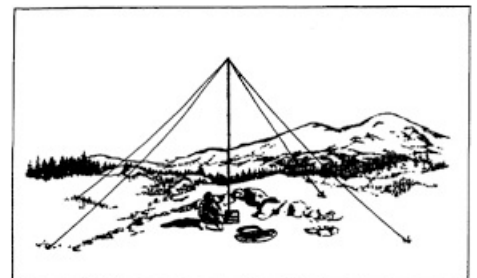
See the [ARRL Contest Calendar](#) for more information. For in-depth reporting on Amateur Radio contesting

\*\*\*\*\*

>> **Ohio NVIS Day** <<

Hey everyone, Stan, N8BHL has let me know that the date for NVIS Day is scheduled for **Saturday, April 28th**. Are you ready? Start your planning now!

Like last year, we are planning on having the operation run from 10 – 4 EDT. Take a lunch break, enjoy each other’s company. Transmit power should stay at 100 watts for accurate signal comparison. You may operate anywhere, home, club, portable.



Want to know more about what NVIS is? Go to: <http://arrl-ohio.org/SEC/nvis.html> and learn all about Near Vertical Incident Scattering and how you can easily put up a NVIS antenna and participate in this great exercise.

\*\*\*\*\*

## 04/14/2018 | Cuyahoga Falls ARC's 64th Annual Hamfest

Location: Cuyahoga Falls, OH

Sponsor: Cuyahoga Falls Amateur Radio Club

Website: <http://www.cfarc.org/hamfest.php?festnow=2018>



## 04/21/2018 | Portsmouth Radio Club Hamfest

Location: Portsmouth, OH

Sponsor: Portsmouth Radio Club

Website: <http://www.facebook.com/groups/portsmouthradioclub/>

Find all the Ohio Hamfests in one location? Go to: <http://arrl-ohio.org/hamfests.html>

[TOP^](#)

---

## Ohio Section ARES Conference

Hey Gang, the 2018 Ohio ARES conference will be held **Saturday, April 7** at the Marion Technical College / OSU Marion campus! Doors will open at 8am and the meeting will start promptly at 9am.

We have a great venue with the use of 150 plus seating lecture facility with excellent audio / visuals, and a wide selection of lunch places nearby! This year's keynote speaker is already set, and it's perhaps the most important talk you'll hear all year: Great Lakes Division Director Dale Williams, WA8EFK, has been the chair of a committee working on BIG changes to ARES nationally.

The committee report was accepted at the January Board meeting. Some portions are already being launched. While the report itself needs to go through staff and such, Dale will be telling us the important changes that will be happening to the ARES program. There will be some great opportunities for all of us! So, this is a benchmark year- one you'll be at the leading edge of for sure! We will also have a number of other great speakers that will be there as well! I know that you will find this meeting extremely valuable! You just can't miss it! And, it's FREE!!!



We're asking all of you coming to register so that we can properly prepare for how many will be coming. The link to register is: <http://arrl-ohio.org/SEC/form.html>

[TOP^](#)

---

## Shack Safety



### *Can I use 2 – 120-volt lines to hook up a 240-volt appliance?*

I was asked this the other day by an Amateur Operator that had just purchased a linear amplifier at a hamfest. This was his first experience with this type of equipment, so he didn't have as much savvy as he originally thought. You see he had purchased an amplifier that requires 240 volts instead of 120 volts, which is really not all that uncommon, especially with the higher wattage amplifiers. The Amateur that purchased the amplifier wasn't aware that some amplifiers are specifically designed to be connected to 240 volts only.

Now, admittedly his first clue that this wasn't a device that was going to be able to plug directly into a normal 120-volt outlet should have been the odd power connector on the cord of the amplifier. When he called me, he had already tried plugging it in and found to his dismay that it wouldn't fit. He thought that the guy that sold him the amplifier had messed with the connector and broken it on purpose, which got him very upset and frustrated. I explained to him that some manufacturers design amplifiers to operate on 240 volts only, in order to keep the current usage low, thus saving you money on your electric bill and expensive repairs to your electrical outlets. If you notice on the picture to the left, the one terminal is turned side-ways. This is the identifier of a plug designed for 240-volt applications. It definitely won't fit into a regular 120-volt outlet with the terminal on its side like this.

I explained to him that he would need to wire up a 240-volt outlet in the shack if he wanted the amplifier to work without problems, and that's when he told me that he didn't feel comfortable getting into his electrical panel. He gruffly told me that he would just use what he had around the shack to make it work. So, that's where we left it. I didn't ask too many questions since he was already upset, and it really didn't seem like he wanted any of my advice or help at the time.

About 2 days later I got another call from him. It seems that he had gotten the brilliant idea that he could get the 240 volts by using 2 power cords cut off from some old appliances that he had laying around, and just wire wrap the bare wires around the prongs of the connector leading to the amplifier. As he explained to me later, he felt that by doing this he had the needed 2 – 120-volt lines making it 240 volts total. Unfortunately, after doing this he quickly discovered that the amplifier wasn't operating correctly and kept popping the circuit breaker off for some unknown (at that time) reason. That's when he had decided to give me another call. When he told me what he had done, I told him to be very careful and unplug it, it wasn't safe and he could do serious harm to the amplifier and possibly even injure himself in the process. I then told him not to do anything more than get it unplugged until I got there.



Now, before I go on, I need to explain several things as to why I said this to him. First, and most importantly, you never just wire wrap any connection where you will end up with anything being energized and have exposed connections! This is extremely dangerous and should never be done, even in the best of intentions, things can, and usually do, go wrong very quickly, and you'll end up regretting it.



Second, your home (unless you've had it specially wired by the electric company for commercial or industrial service) is for all intents and purposes, wired for what is called a single-phase service. Now, that statement in itself is not entirely precise, and this is where you have to be somewhat knowledgeable about electrical circuits in your home, and how things work out on the pole.

Yes, the line that comes down from the transformer to your home has 2 separate – 120-volt lines and 1 neutral. This is done so that you can supply 120 volts to your regular household appliances as well as have 240 volts available for your high energy devices like your air conditioner, stove, clothes dryer and in this case, linear amplifier.

**BUT...** and this is where it's not so simple, you really need to understand some basic electrical codes, these 2 lines (Line 1 Hot, Neutral, Line 2 Hot) are actually "out of phase" with each other by 180 degrees. This is done on purpose at the transformer on the pole outside. And, it's done for a very good reason. Most household devices are not sensitive to phasing, unless you are speaking about devices that depend on that phasing to make them work, like motors, or in this particular example the linear amplifier.

A single-phase supply connected to an alternating current electric motor does not produce a revolving magnetic field. Thus, they need this shift in phase to get them started. Since this amplifier had several AC motors as blowers inside the cabinet, I figured that's most likely where the problem originated with the circuit breaker kicking off. One or both of the motors may not have started and created an over-heating that caused an over current in the amplifier and it just didn't like that idea.

As I explained to the Amateur, his amplifier is needing to see this shift in phase to get the motors started, and since it is not seeing it, it is not operating correctly, and popping the circuit breaker out. He then asked about hooking this he could find another outlet on the other side of the electric line. That way he would have a line going into the amplifier with both phases like I told him that it needed.

I did reluctantly advise him that it would work, but it is against electrical code, unless the 2 circuit breakers that are protecting those lines were connected together physically so that if one snapped off, the other would snap off as well. He didn't understand why that was necessary. So, I explained it this way, if one breaker snapped off and the other one is still on, the device was still electrically energized through the other side of the electrical line, and thus making the unit still potentially dangerous. He could easily electrocute himself, thus making his widow very rich, but he would definitely have a very bad afternoon for sure.

After letting all of what I said sink in fully, he finally got the idea that none of this was going to be quick and easy. So, that's when he asked me if I could help him run a 240-volt line to the shack so that he could operate his linear amplifier.



It took about 4 hours and \$60 worth of component parts, but we now have him operating his amplifier at full power, and it's all safe to operate!

Oh yes, while we were at the store getting those supplies, I had him grab up around 150 feet of braided copper grounding wire as well, and when we got done wiring up the amplifier, we went to town running a ground bus line all the way around his shack. Now he has got everything in the shack safely grounded as well! Now, he's happy, his wife is happy and the house is safe from any exposed and unhappy ground faults that may have been lingering around undetected!

[TOP^](#)



***Final.. Final..***

**Scott Yonally, N8SY - SM**

[n8sy@n8sy.com](mailto:n8sy@n8sy.com)

Hey Gang... This past week has been busy for sure. I visited with a lot of you at a number of club dinners/meetings and breakfasts. I ended the week with the TMRA Hamfest! Wow, did that week ever fly by fast!

This past week was pretty quiet as far as updates to the website was concerned. I once again had a change to the DMR Net website.

It seems that one is going to be forever changing with new nets coming on and others changing times and shifting around a bit on newly created TalkGroups.

Last week I told you that we were getting close to our 675th member! We are only a couple of folks away from someone that will receive an ARRL ARES Mesh Vest. Will it be you? We are currently at 673 members and continuing to move forward.

How's about it, I know that there's still a lot of you out there that have not taken the NIMS classes yet. C'mon, what have you got to lose? You're gonna' be stuck inside the house anyway with old man winter blasting away, why not put this time to good use and start your classes now. Here's a link to get you started on your way:  
<http://arrl-ohio.org/SEC/training.html>

If you haven't started your NIMS courses yet, why not. The hand writing is on the wall my friends, it just has to happen. There's been way too many incidences where that training was absolutely necessary. The days of just having your license and being enough are coming to a close. We now have to keep up with the times and be trained!

That's going to do it this time around... I'll catch you on down the log for sure, and stay warm my friends, remember the Dayton Hamvention is just 59 days away!!!! That's less than 2 months! Will I see you there?

Scott, N8SY...

[TOP^](#)

---

### ***Chit – Chat, and All That!***

Do you know someone that's not getting these Newsletters? Please, forward a copy of this Newsletter over to them and have them "[Opt-In](#)" to start receiving them. Heck, just have them send me an email [n8sy@n8sy.com](mailto:n8sy@n8sy.com) and I'll get them added to the Ohio Section Emailing list. We now have over 6,000 folks receiving these newsletters weekly. Quite impressive, I'd say!



I urge all of you to make sure that everyone, regardless of whether they are a League member or not, get signed up to receive these weekly Newsletters. You can always "[Opt-Out](#)" at any time if you feel this is not what you were expecting. It's fun and very informative.

Hey, did you know that PostScript and Ohio Section Journal (OSJ) are archived on the website? You can go back and look at any edition simply by clicking:  
<http://arrl-ohio.org/news/index.html>

Got questions, concerns or would just like to sit and chat awhile? Heck, I'll even buy the coffee!! Give me a call at (419) 512-4445 or email me at: [n8sy@n8sy.com](mailto:n8sy@n8sy.com)

[TOP^](#)

---

*The Ohio Section Journal (OSJ) is produced as a comprehensive look at all the programs within the Ohio Section. I sincerely hope that you have enjoyed this edition of the OSJ, and will encourage your friends to join with you in receiving the latest news and information about the Ohio Section, and from around the world!*