

July 4th Edition

- [From the Technical Coordinator](#)
- [From the Section Emergency Coordinator](#)
- [From the Affiliated Club Coordinator](#)
- [From the Public Information Coordinator](#)
- [From the Section Youth Coordinator](#)
- [From the Section Traffic Manager](#)
- [ARES Training Update](#)
- [National News](#)
- [The Handbook Give Away](#)
- [Club Corner](#)
- [Hamfests](#)
- [DX This Week](#)
- [One Question Questionnaire](#)
- [ARES Connect](#)
- [VE Testing](#)
- [Final.. Final..](#)



From the Technical Coordinator

Jeff Kopcak – K8JTK TC

k8jtk@arrl.net

Hey gang,

As Technical Coordinator for the Ohio Section, I oversee the section's group of Technical Specialists. The Specialists and I are here to promote technical advances and the experimentation side of the hobby. We encourage amateurs in the section to share their technical achievements with others in QST, at club meetings, in club newsletters, hamfests, and conventions. We're available to assist program committees in finding or providing suitable programs for local club meetings, ARRL hamfests, and conventions in the section. When called upon, serve as advisors in issues of RFI and work with ARRL officials and appointees for technical advice.



The Technical Specialists really make all this happen. In the Ohio Section, there are about 15 qualified and competent Specialists willing to help. They meet the obligation of advancing the radio art bestowed to us by the FCC. The TSEs support the section in two main areas of responsibility: Radio Frequency Interference and technical information. EMI/RFI includes harmful interference that seriously degrades, obstructs, or repeatedly interrupts a radio communication service such as ham radio or public service agencies. RFI sources range from bad power insulators, industrial control systems, other transmitters or poorly made transmitters, personal devices like computers, monitors, printers, game consoles, to grow lights and poorly made transformers – including one's hams brag about getting from China for a few dollars. *I die a little inside when I hear this.* Our Technical Specialists can help track down interference or locate bozo stations. Technical information is a wide-ranging category including everything from antennas to Zumspots.

How can we help? The knowledge and abilities of YOUR Technical Specialists are really quite impressive.

Here are some examples:

- Antennas (fixed, portable, and emergency operation type) and feedlines
- Antenna systems such as towers, guying, coax, and baluns
- RF and tower safety
- Grounding
- Propagation
- Electronics and circuits
- Tube technology, aka boat anchors
- Digital modes – including D-STAR, DMR, Fusion, P25, APRS, IGates, packet, MT63, FT8/4, Olivia, PSK, and using programs like Fldigi
- NBEMS – Narrow Band Emergency Messaging System
- Computers, Windows and Linux, Raspberry Pi
- Embedded devices
- Networking: IP networks, AMPRNet, routers, firewalls, security, mesh, and microwave
- Repeater controllers and high-profile systems
- Internet and VoIP linking systems – Echolink, AllStar, HamVoIP, DVSwitch, and PBX/Asterisk

[TOP^](#)

- RFI detection from power lines and consumer devices including working with governmental agencies to track down interference
- Professional certifications such as Motorola Certified Technicians, Certified Journeyman Electronics Technician, General Radiotelephone Operator License (GROL), and Society of Broadcast Engineers (SBE) affiliations

This impressive list of qualifications is an available resource to all in the Ohio Section. Looking for help in one or more of these areas? Need a program for your club? How about a technical talk or forum at your hamfest? Assistance or direction on a project? Feel free to contact myself. My contact info is near my picture and on the arri-ohio.org website. I'll assist getting you in touch with an appropriate Technical Specialist. One of the Specialists might hear a plea for help and reach out to you as well.

Over the last month, we gained 3 new Technical Specialists! I would like to welcome Nick – N1TVI who is a Certified Journeyman Electronics Technician and brings experience in commercial radio systems. He is Trustee for the Northern Ohio Digital (N8NOD) repeaters in the northern Ohio area. Other experience includes repeater systems, power, grounding, and antenna systems. Jason – N8EI brings us his experience in repeater building and maintenance for the W8WKY machines in Doylestown and others, supports SHARES organizations, voice and data digital modes, and IP technology. Last, but not least, John – N8CD is co-builder of many multimode repeaters and an AllStar linked repeater system. Both John and Jason maintain a resilient network of 5.8 GHz microwave and Internet links that connect repeaters they and others maintain. They put a lot of work into their network implementation and use AMPRNet (network 44) IP addresses. Welcome to our newest Technical Specialists! Contact them or myself should any of those topics be of interest to your club or hamfest.
Pi-Star Update

Pi-Star 4.0 was released in beta earlier this year and 4.1 available as general release since most of us have been working from home, March 2020. According to the change log, these later versions bring many improvements for cross-mode support. These are YSF2xxx and DMR2xxx options: YSF2NXDN, YSF2P25, YSF2DMR, DMR2NXDN, DMR2YSF. There is no direct way to upgrade from 3.4.x or previous to 4.1.x. You must reflash your existing installation card or flash a new SD card. A new card is preferable in case you have a problem with the new version, pop-in the old SD card and boot. If your hotspot is a Pi-Zero, you should not overwrite your existing install right-away and give the new version a try on a separate card first.



Pi Zero W with ZUMSpot GPIO HAT board, compared to a quarter

Perform a backup in the web interface on the existing device. On the Dashboard, click Configuration, login, then click “Backup/Restore.” This will download a ZIP file with Pi-Star settings to your PC. Boot the new SD card and perform a restore by uploading the same ZIP file. I noticed some settings previously set were defaulted to initial values in the web interface. Do a once over for important settings and re-set them as necessary.

Pi-Star runs on nearly all Raspberry Pi models with a [supported digital modem](#). It solved a problem, 3-4 years ago, when everyone making their own Raspberry Pi digital interface board with their own operating system image. It was anyone’s guess as to which worked and which was the “best” option. None of them worked well or consistently between users. Pi-Star solved that problem by taking the MMDVM software that can “speak” many different digital modes and network types, implemented a web front-end, and supported nearly all digital hardware boards.

[TOP^](#)

Once I got the hang of Pi-Star, I became a fan. The site by KE0FH5 is probably the most complete [documentation “notes” of the Pi-Star](#) in one place. It’s a good read and provides a lot of great information about Pi-Star. I came across it looking up how to do custom host files for private reflectors.

One thing Andy – MW0MWZ, who wrote the [Pi-Star](#) web configuration front end, pointed out on the website was the move to Raspbian Buster for version 4.1 has been “painful” – citing missing drivers in releases among other issues. My experience with Pi-Star 4.1 on a Raspberry Pi Zero W was also painful. I’ll preface this by saying I tried 4.1 on a Raspberry Pi 3B and had less problems. I have a ZumSpot GPIO HAT for the Raspberry Pi. On the Pi Zero, after booting the first time, I was frequently greeted with weird errors and timeouts trying to configure the hotspot. Some settings were not remaining after I “applied changes.” Selecting my ZumSpot HAT from the modem list and saving, I would get a subsequent message saying I needed to select my modem from the list. Doing this a handful of times it would finally save. I saw ‘gateway timeout’ messages on both the Pi Zero W and Pi 3 during the first configuration session. I was able to seemingly avoid the timeout and configuration issues if I booted the Pi-Star on the new SD card and didn’t touch or connect for 15 minutes. Plug-it in and walk away for 15 minutes.

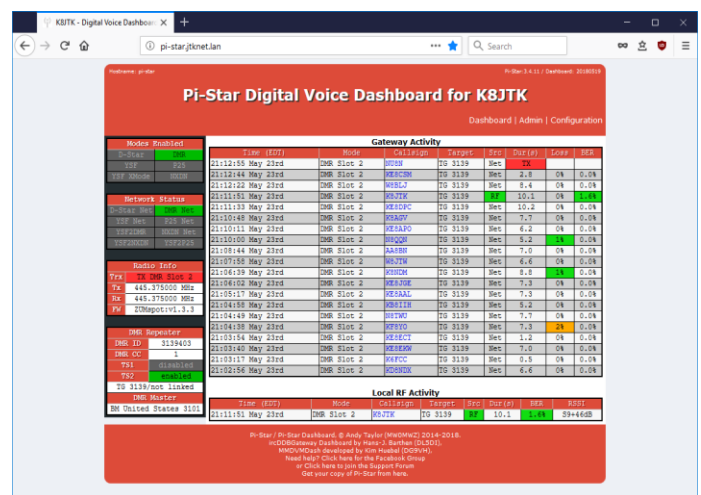
Once I figured that out, configuration went smoother. The web interface, though, sluggish is a nice way to put it. On the Pi Zero W with a fully updated Pi-Star 4.1.2 install, making any changes on the configuration page would take (on average) 1:45 to save. That’s right, one minute and 45 seconds. This is unusable. I’m changing modes constantly. Think about a net you forgot about. If you have to turn off one mode and turn on another, that’s 1:45 right there. Needing to make further changes to the newly enabled mode (change previously used reflector or network), you’re looking at 5 minutes before you’re on the net – if you don’t screw up. Some nets are over in that time. In comparison: 3.4.17 is at a somewhat more tolerable 45 seconds to save using a Pi Zero. Running both versions on a Pi 3B was nearly identical at about 25 seconds after clicking apply.

CPU load was much higher using 4.1.2 on the Zero. I suspect the under-powered nature of the Pi-Zero, OS and kernel upgrades in addition to the updated code of MMDVM and associated modules is causing these delays. As popular as the Pi Zero form factor is for add-on boards and portability, it’s just waaaaaay to slow for me to be useful. Not making configuration changes in the dashboard you won’t notice these issues so much because it runs fine otherwise. Stick with 3.4.17 on a Pi Zero or consider moving to a faster Pi like the 3B if you need 4.1.2 features now.

K8JTK Hub – now with P25 & NXDN

A quick update on my interlink system pet project, K8JTK Hub, I was able to add two more modes: NXDN and P25. Both are **TG 31983** using hotspots or repeaters running the MMDVM software.

If I include Wires-X (because it’s not full-time), that’s 6 digital systems and 3 analog systems – a total of 9 – that can communicate with cross mode interoperability. Being part of the [AmateurLogic.TV](#) net on Tuesday evenings, I determined packet loss was causing frequent data drops and disruptions. I moved the system to a new provider and that has remedied the problem. The net right after saw a significant improvement in data stream reliability. Huge thanks to the AmateurLogic guys allowing their net to be a load test of the system.



Pi-Star dashboard (v3.4)

They have a lot of fun with it as participants check into the net multiple times testing different modes. The Hub is open for all to use and for testing setups, all the ways to get connected are [available here](#).

Field Day Bonus Points

Field Day will likely be completed by the time you read this, keep this in mind for next year. Sending 10 messages over RF from your site gets you 100 bonus points – including Winlink messages. I love to receive messages about your setup, stations, operating, or social activities taking place. These can be sent via the National Traffic System (NTS) or Winlink – K8JTK at Winlink.org – to my station. The [Field Day rules](#) state messages must leave via RF from the site (7.3.6). It does not state “formal messages” be in any particular format or utilize any particular network. A message to the SM or SEC must be in radiogram format and leave via RF or no credit will be given (7.3.5). If there is any question or problems, send the message using the NTS network or Radiogram form in Winlink.

With July around the corner, if you’re looking to do something while flipping burgers at your 4th of July picnic, my favorite event is the [13 Colonies Special Event](#) which will be on the air July 1 – 7.

Thanks for reading and 73... de Jeff – K8JTK

From the Section Emergency Coordinator

Stan Broadway, N8BHL - SEC

broadways@standi.com



2019 SET Top Ten	
Section	Points
ARES Activity	
Alabama	13,876
Ohio	3,528
Eastern Pennsylvania	2,092
Eastern New York	1,799
Wisconsin	1,746
Santa Clara Valley	1,502
Southern New Jersey	1,434
Western Washington	1,228
Western Pennsylvania	1,201
Georgia	962
Section/Local Nets	
Mississippi	5,247
Wisconsin	5,107
Alabama	3,659
Ohio	924
South Texas	536
Western New York	412
Georgia	343
Connecticut	312
Michigan	251
Western Pennsylvania	249

I’m very proud of all ARES members! **Our total score was a strong #2 in national scoring from ARRL.** Section Manager Scott Yonally broke the news:

In an article just published in the July issue of QST the Ohio Section has really shown through. We placed 2 in the country. We were 1st in the Great Lakes Division, and we placed 4th in the country for Section and Local Nets.

Wow... What an accomplishment this is. I want to congratulate everyone in the Ohio Section for a fantastic 2019 year not only in ARES but as a team!

I completely agree! By the way, I have NO idea what Alabama was doing. :-)

[TOP^](#)

Red Cross Exercise a Success

Ohio ARES looked really good to the American Red Cross for our joint traffic exercise. I was most pleased with how many of us could put together a WinLink pathway! We need to grab onto that mode and enhance our abilities! It's the software-difference for emergency communicating! We received this recap from our Red Cross collector Ron Doyle, N8VAQR:

Bottom line for Ohio: I thought we were very successful. We were able to send messages and receive confirmations which was our main objective. That says a lot about our equipment and how ready we are. I am a very strong believer in using our tools on a regular basis to be sure our equipment is working and what we can do to better our equipment. Also we need to be confident that we know what how to use our tools.

We had about 130 participants over the state. 4 of those were Red Cross people. about 300 messages were transferred. We had about 30% of participants on Mains and 70% on emergency power. A lot of the participants on Mains power had emergency power available. I think most of the participants used VHF/UHF. We did have a few use HF.

I was the focal point for Montgomery and Greene counties so they sent their messages to me and I would sent confirmations back. I had about 20 people send me 6409's. I'm very pleased that other district ECs were getting the 6409's and collecting data for me because I wouldn't have been able to handle 130 messages in the time frame we had. Thanks GUYS!

UHF/VHF worked very well; I was very impressed. I think we may have had some people use repeaters. I wasn't so sure about that idea when I first heard about it but I participated in a net with Greene County ARES and with the voice coordination going on it was very clear to other people on the repeater what was going on and the time to send a form wasn't excessive so I was pleased how that worked. When some of the people couldn't get to an RMS node the repeaters or simplex and fldigi worked great.

I know that a number of the ARES people were new to winlink and I found that they were all interested in learning how to use it. I was concerned that people would be hesitant since fldigi was the main way ARES sent messages in a lot of cases and that was not the case with the people I talked to. Again Thanks!

All these exercises!

We simply need to be able to communicate particularly "off grid". This is an important aspect of off-grid communications. Most other districts have a designated repeater and simplex net frequency. I

So what? Well, consider that just this week a number of small companies, three ~hospitals~ and world-wide Honda corporation were all victims of cyber-attacks. In the case of Honda, their IT division was faced with rebuilding 2,000 servers (!) and employees couldn't even use their cards to get into the buildings. Now, remember all the drills we've had that have in some way involved Internet loss? Guess what- a well-aimed cyber attack of this very same nature could drop a power grid, paralyze communications nodes, or interfere with safety communications. Any of that would very well involve amateur radio as an off-grid alternative. Are you ready?

Eavesdropping

Were you close enough to any demonstr...er..riots to put our advice to work? I know of one location where significant gains were made. Here's a report from Hamilton County EC Bryan Hoffman, KC8EGV:

This past weekend myself and another member spent all day monitoring several feq bands during a large protest. We called them Baofeng bands for fun!

When we presented the idea to Cincinnati PD they jumped on the chance for us to monitor. We provided them just another tool on the toolbox.

We accomplished a few things...

Confirmed that there were no use of radios as the primary form of communication. However, we did provide some recordings of traffic for them to analyze. It may turn out to be something after all. ???

PD intelligence is impressed with our capabilities because they do not have what we provided. We are now available for future use.



It established another positive relationship with a served agency with a need.

We were able to provide additional pics and video of the protesters for their use. We were contacted several times to send what we saw.

In the intelligence business, not finding info that could be there, is information.

The protest we had was not a large organization. It was mostly local and young folks who probably did not do a lot of coordination between them. The PD confirmed that any coordination that was done, was on cell phones. We did hear a few folks refer to 'check your cell phone'.

I know this may not help you. But the bottom line is the opportunity to provide an additional service, for free, to a served agency was a mutual plus. Who knows, we may be called by CPD next time.



Brick walls are tough to go through. However, just the fact that you offered a plan to the served agency is a plus even with a 'no'. At least now they know that you have another capability to provide them if the need arises.

Thanks, Bryan! And THAT, ladies and gents, is how you enhance a relationship with your most important served agencies! Oh, and provide a potentially important public safety service to your communities.

Wanted: Skilled, dedicated operators.

The Ohio Emergency Operations Center in northwest Columbus has a well-equipped amateur station, W8SGT. “The Sarge” is activated whenever the EOC is put in high gear, and we cooperate with the “Watch Desk” to provide firsthand observations which help them shape their decisions. To maintain the high regard for amateur radio we need to build a much larger team of skilled operators.

- General or above license
- NIMS 100, 200, 700, 800 minimum, Auxcomm desired, 300-400 a plus
- Specific operating skills (experience in two or more below):
 - o Net control
 - o Contesting
 - o Message traffic
 - o Digital communications (DMR/Fusion/fldigi/WinLink/etc.)
- Military or Emergency response a plus (MARS, SHARES, MARCS. etc.)
- Level head, able to handle stress and high activity
- Desired: within one-hour drive to 161/315 vicinity
- Ability to dedicate time and energy to an important program
 - o Responsible for one Tuesday evening net per month, on call that week
 - o training on the last Tuesday of each month
 - o Ability to respond if activated
- Ability to pass background check

If you are interested, email stan@standi.com or kd8phg@gmail.com.

**** You can view all of the SEC’s monthly reports on the website.. <http://arrl-ohio.org/SEC/default.html>**

From the Affiliated Club Coordinator

Tom Sly, WB8LCD - ACC

tomsly29@gmail.com

Well the first half of 2020 is now behind us – Hallelujah! I sure hope this is going to be like the 100-year flood: once it’s over we don’t have to have a rerun for a loooong time.

I often use the phrase that “becoming an Amateur Radio operator is a *process*, not an event”. Sure, you sit down, take the exam, get a passing score and BOOM! You are now an Amateur Radio operator. Except for the fact that you may have never been on the air before, you may not have a “practical” understanding of the information you learned to pass the test. And you certainly don’t have the “stuff” that fills our basements, garages, and radio rooms.



[TOP^](#)

So, I'd like to talk just a bit about "charitable gifting". I know that just muttering that phrase will scare a lot of folks away, but please bear with me. While we normally think of charitable gifting as something part of an estate plan, some of it can be pretty simple and inexpensive. At the same time it can mean a lot to a new or a young ham, and if done intentionally, while you're here to witness it, it can be a source of satisfaction that you may not be able to achieve in any other endeavor. I've seen some of the things I'm about to suggest happen in "real life" and I can tell you it had an impact on both the giver and the receiver, and to others who witnessed it. When a new ham (young or old) comes into the hobby, there are two things we can do to help them get involved and engaged in the hobby – which will *keep* them in the hobby. First, we need to get them on the air, after all, that's what the hobby is all about. It takes equipment. New people usually don't have it, and don't know exactly what they need anyhow. "Seasoned" hams (I'm being polite here), usually have lots of stuff. Here is a list of things that are "inexpensive" that could be given to a new ham to help him/her get on the air successfully. An *easy to use* HT. A 2-meter antenna that could make that HT work better than it does with just the rubber duck antenna they usually come with. Some coax & connectors. An HT extension mic. A small power supply. Simple pieces of gear that are inexpensive individually but add up when you need to get them all at once. Obviously, any assistance you can give in getting that first station operational is priceless! Secondly, that new ham needs to move up from the Technician class license to the General class as soon as possible and get immersed in the Ham Radio culture. To that end, a General class license manual should be put into their hands as soon as possible after getting their first ticket. A membership to your local club and/or the ARRL will also go a long way to keeping the hobby at the forefront of their everyday experience. That's how we hook em and keep em!

How about a "Gift" to your local club – whatever you can. I know some very good clubs that provide a lot of service to their membership, but, get "pushback" on those steep annual dues of \$10-20! Most clubs could put almost any donated amount to good use – step up and do what you can.

We all talk about supporting Youth in Amateur Radio. Most programs take a budget. How about letting go of a little bit to one of *MANY* good organizations that support the youth of our hobby. (My personal favorites are the Dave Kalter Youth DX Adventure program and the Carole Perry RCA Youth programs at the Radio Club of America) Any of the programs will give young hams an experience that will keep them interested and involved in the hobby. And don't forget, those we get involved are the ones we need to rely on to get other young folks interested and involved. We need to do it for self-preservation!

OK – you knew this was coming. How about making a donation to the ARRL? Lot's of hams ask "What's in it for me?" and that's certainly a valid question. I think the typical ham has never really looked at the ARRL other than for what they see and can be directly felt by the membership – the contests and operating events, the QST magazine and the equipment testing in the labs. The publishing operation that puts out hundreds of books to keep us all current with the hobby. What we don't see is something that they are *very* effective at: being our voice to the FCC and the ITU. Without them, we would quickly be displaced by other users of the radio spectrum and we would probably end up with a 40-channel allocation. They are essential to the continued enjoyment of our hobby!

One last comment, more along the lines of "estate planning". If you are capable of it, it's a good time to leave a little something to your local club, and/or the ARRL or one of the many organizations that serve the Amateur Radio community. At the very least, save your family from having to deal with all of your "stuff". I've heard stories of vintage equipment, test gear, modern equipment, boxes of pieces/parts being left in the basement or the attic when the house was sold. I've also heard of all that same stuff being tossed into a dumpster! Please don't let that happen. Plan ahead to preserve our history.

Plan ahead for what you want to have happen to your station and it's equipment. WRITE IT DOWN – and make sure your family knows that it exists and where it's at. We've learned a lot going through the first six months of 2020! "Social Distancing" is probably going to be with us for a long time, and that means different things to different people. As we start to open our clubs back up it's a good time for us to listen to all of our members and help them to be a part of the club in a way that they feel comfortable. During the period we've been shut down, many clubs have taken advantage of "virtual" meeting platforms to have the group together from home. That was a great experience and worked really well. As we start to open up and move back to in-person meetings, how about including those who aren't quite ready to step out of the house yet? Can we have a ZOOM component to our in-person meetings? This way your members will have a choice between something – or something else. That's always better than something or nothing.

Many of our clubs have experimented, even before the lock-down, with using programs such as Skype to bring a speaker to their meetings without having to travel. It works really well. So, now if we have our meetings open to "in person" guests as well as "virtual" guests, it would allow us to invite our friends to join our meetings even though it might not be practical to travel there in person! Our clubs all over the Section have a chance to meet and get involved with the other clubs in the section to see how they work. As the ACC I have to say the I have not been able to travel the state as much as I would like (although I'm hoping to do more) but it would still be good to sit in on your meetings and get to know you all – and doing it virtually is just another option. We've missed out on a lot of HamFests so far this year – I'm looking for someone to do a hamfest on a virtual platform! We've already got it down pretty good for the meetings and seminars part – how about the equipment sales and Flea Market? ARRL has their once a year online auction, how else could it be done? Someone is going to come up with a FANTASTIC idea to make it work, and I want to know about it ASAP!

I'm hoping you'll all step up with some "outside" activities for this summer. I believe (yeah – I know – some experts agree and others disagree) that we are less likely to catch the BUG in the open air, and that being outside in the fresh air may even have some positive benefits! I'm hoping that Ohio State Parks On the Air (OSPOTA) is a big draw this summer. Don't forget about the OH QSO Party. How about some "Special Event" stations? Even if you can't make the lead time for an announcement in QST Magazine you can still get it out in the OH Section emails. How about some DXpeditions to some "rare" OH counties or places of interest? Do these as club activities and you'll be able to have a lot of fun while still maintaining a proper social distance outside.

Since a lot of other activities have been curtailed, or cancelled, how about some work crews to help out your club members get some antennas up in the air? (think about that new ham again – he/she would probably be ecstatic to have some help, and even some materials, to get some sky hooks up in the air). Maybe you still want to stay isolated – that's OK. How about writing some articles about Ham Radio and getting them out to the newspapers, magazines, websites, blogs – pretty much anywhere people might see them and be reminded about what a Fantastic Hobby ham Radio is. Maybe even tie into other exciting things that are happening – July 20th rocket launch to Mars for example.

2020 is half-way over. Let's hit the second half with some enthusiasm for the hobby!

73,

This will all be over soon!

73, Tom WB8LCD

From the Public Information Coordinator

John Ross, KD8IDJ - PIC

john.ross3@worldnet.att.net



FROM THE PIC

OHIO SECTION 2020 NEWSLETTER CONTEST

.....**BEING SELECTED!!!** The Ohio Section 2020 Newsletter Contest is just about over! The deadline for entry is midnight June 30th...so you may still have time to enter if you get this in time. If your club has not entered yet press on the gas and shoot me two copies of your newsletter...from different months...and you'll be in the mix.

**AND THE
WINNERS ARE ...**



As for judging, that should be complete after the July 4th holiday and we have a Plan B this year. The judging will be done electronically with each judge scoring a packet of newsletters which will then be passed to the other judges for review and comments. COVID-19 precautions have prevented the judges from meeting as a group this year but I promise the outcome will be spectacular as always.

As soon as I know...the winners will be announced, and we can start getting ready for the 2021 contest!

I can't be a part of the judging, but I know it will be as challenging as ever...and it should be! We have best contest in the country because we have the best newsletters in the country.

Good Luck to everyone...and watch for the big announcement after July 4th!

W8LT...The Amateur Radio and RF Club at The Ohio State University®

W8LT has been an amateur radio staple at Ohio State for decades...dating back to 1924...and the student organization which was formed in 1926.

Now, the Friends of W8LT have a new website with updated information, a history of the station and a way for any amateur radio operator to help.

Here's the link: <https://www.friendsofw8lt.org>

The new site has a couple of ways we can all support the organization... including shopping at AmazonSmile and Kroger.

You can sign up as a friend and receive updated information about the club's plans and areas where your support might be needed.

[TOP^](#)

Anyone in the Ohio Section is invited to register with the group...especially if you're an OSU grad. I signed up last week...pretty easy and a great organization.

FREE TRAINING=BETTER BRAIN!



During the downtime over the past four months I took time to take some online training. Some of the courses were for work, others for some FEMA courses I wanted to master but they all had one thing in common....THEY WERE FREE!!!

So, I started to look for free on-line courses for PIO's and Public Relations disciplines...and, to my surprise, found a few good ones. FEMA has some excellent on-line PIO courses...not too long and are complete with a nice certificate. ARRL has several PIO courses what will be upgraded soon but it never hurts to take them now so you can get a full perspective of the PIO/PR arena.

Other organizations and even colleges have entry level courses which aren't bad. Again, they give you different looks and different ways to help you craft your PIO approach.

I have found that on-line training is far different from the way I learned in grade school and college. I also know that the more you do on-line...the better you do on-line...and the more you do on-line!!! There is a "knack" for taking on-line training. For me I set aside about a half hour a day...same time, same place...and found if I stuck to that schedule it became easier and I learned a lot more that I could by just reading a book. Our younger generations already know about on-line classes and, as the world keeps changing, I think they will find on-line will soon be the full-time way they will conquer lifelong learning.

If you have interests outside of Amateur Radio (really?) you can also find free on-line courses that will help you master those hobbies as well. If you should decide to go back to school and update your resume...for work or fun...practicing on-line will make a big difference how you learn, study and pass the exams.

Search away...Free PIO courses, FEMA, FREE Public Relations courses, and ARRL.

POWER DOWN

Well, that's it for this month...hope you are surviving well during these changing times and you are safe. Remember to try and pick up a microphone and talk it up on the radio. We need to use...and keep...our bandwidth.

Watch for the big announcement about the winners of the 2020 Newsletter Contest.

73

John E. Ross
ARRL Ohio Section Public Information Coordinator
KD8IDJ

From the Section Youth Coordinator


Anthony Luscre, K8ZT - SYC

k8zt@arrl.net

Using the Internet for Amateur Radio Good

I have been spending a lot of time on the radio during the COVID-19 isolating. I have also been spending a lot of time on the Internet doing things for Amateur Radio Good. My Internet-based activities have focused on helping and entertaining other hams during social isolation:

- **Giving Club Presentations via Zoom or Google Meet**
- **Using Remote Desktop Assistance to help other hams install & configure software**
- **Doing a lot of writing and sharing, especially in the area of Field Day planning for 2020**
- **New Presentation for Clubs on Youth in Amateur Radio**
- **Collecting AR Resources on my Website**



Giving Club Presentations via Zoom or Google Meet

One good thing that has come out of COVID precautions is my ability to provide club presentations around the state of Ohio and across the US. In pre-COVID days popping down to Cincinnati to give a club presentation from my home near Akron would have been a 7 to 8 hour round trip. But via the magic of Zoom, I was able to share my talk "[Fun With Morse](#)" with the [OH-KY-IN Amateur Radio Society](#) without driving a mile. One night I did a combination meeting on "[Field Day in Social Distancing](#)" with [Cuyahoga Amateur Radio Society](#) in Parma and Lake Area Amateur Radio Klub 1200 miles away in The Colony, TX. I also did two sessions for IARU Region 2's Workshop series ("[Field Day in Social Distancing](#)" and "[FT8 / FT Introduction](#)") with guests from around North and South America and the Caribbean. OA4AI even translated my FT8/FT4 slides into Spanish and presented them in a later IARU workshop. It was a hoot to listen to the all Spanish presentation while seeing translated versions of my slides. I have also done programs for a number of other OH clubs and next month I am presenting to a group in California.



Can I add your local radio club to my schedule? Just drop me an email (k8zt@arrl.net) with the proposed meeting date. I have six topics I am featuring plus I am willing to dig out some of my older talks if requested:

- [FT8 & FT4- Digital Soundcard Modes](#)
- [QSLing in Online World](#)
- [Having Fun with Morse Code](#)
- [Youth in Amateur Radio](#)- (based on my article in March 2020 CQ Magazine)
- [Software & Web Resources for Contesting](#)
- [Top Secret- Techniques to work DXCC and WAS](#)

[TOP^](#)

Using Remote Desktop Assistance to help other hams install & configure software

Partly in response to interest in starting to use new modes such as FT8 and in preparation to operate Field Day from home a number of members of my local radio club have been in need of computer and software assistance. I have been able to utilize remote desktop software to connect to their computers and assist in this process. It is a lot easier than trying to diagnose problems via the telephone. I have been using Chrome Remote Desktop recently but there are a number of free remote control software programs available.



Here is a small sampling:

- [TeamViewer](#) - available in premium and free versions
- [Splashtop](#)- With both PC and Mac versions
- [Chrome Remote Desktop](#)- an amazing extension for remote desktop
- [Microsoft Remote Desktop](#)
- [TightVNC](#)- VNC, or Virtual Network Computing, is a graphical desktop sharing system that utilizes the remote frame buffer protocol to control another computer remotely. TightVNC utilizes this system to provide a high-caliber, remote desktop monitoring service.

This might be a good project for your club to designate a person or group as “Software Support Elmers” to assist members on an ongoing basis.

Doing a lot of writing and sharing, especially in the area of Field Day planning for 2020

I did a lot of writing of presentations and information guides to help clubs and individuals prepare for FD in Social Distancing. By the time you read this FD 2020 has ended, but you still have a few things to do. Send your entry into the ARRL and make sure you list your local club. The ARRL will print a set of cumulative club results in its usual write up this year. I would also ask you to consider doing a little writing yourself by preparing and giving an educational program for your local club. Writing about and then presenting material to a group is a great way for you to gain deeper knowledge on the subject.

- **New Presentation for Clubs on Youth in Amateur Radio**

Another recent writing project was a new slideshow I did for future presentations. “[Youth in Amateur Radio](#)” is inspired by my recent article on the subject in March 2020 CQ Magazine. You are welcome to read through the slideshow and/or your club might like to book a live online presentation. It has a wide variety of ideas, tips and resources for working with youth in a number of ways involving Amateur Radio.

Collecting AR Resources on my Website

One of my never-ending tasks is finding new material for my website www.k8zt.com (and fixing broken links). In addition to the wide variety of AR resources the site also has pages on Railroads and Food & Cooking. One popular AR resource is the section on online tunable SDRs (Software Defined Radios). Here is the beginning of that article if you are interested in reading full document click on continue reading link at end of section--

Youth In Amateur Radio



Anthony Luscre, K8ZT

*ARRL Ohio Section
Youth Coordinator (SYC)*



v 20.06.16

Free Shortwave & Amateur Radio Receivers Online SDRs You Can Tune and Listen To - Share this document- tiny.cc/freerx

One of the problems with setting up a new [HF radio](#) station is the need for an adequate antenna. Although we now have HF radios that can fit in your pocket, the antennas still usually need to be both big and outside to work best. The second issue is that most portable Shortwave HF receivers do not include SSB reception which is necessary to receive Amateur (Ham) Radio voice communications. So what do you do when you just can't put up an antenna, don't own an HF receiver or maybe you are traveling and just want to tap into ham radio? Well, if you have Internet access you can get on the air to listen. Although you can both receive and transmit with a remotely controlled station, that is beyond the scope of today's project-- simply listening to the ham bands.

Unlike transmitting through a remote station, **listening requires no license** or special access to closed and/or paid remote stations. Fortunately, there are a number of free and open SDRs (Software Defined Radios) that you can control, tune and listen to with your laptop, phone, Chromebook, tablet, etc. as long as you have Internet access.



There are links to over 75 such remote receivers listed on the [web sdr](http://www.websdr.org) website www.websdr.org

That's it for this month. Remember all of us writers for the Ohio Section Journal love to get you feedback, questions and comments so please email me k8zt@arrl.net

73, Anthony K8ZT

[TOP^](#)

From the Section Traffic Manager

David Maynard, WA3EZN – STM

wa3ezn@att.net



COLUMBUS HAMFEST CANCELLED

With the cancellation of the Columbus Hamfest there is no annual meeting at the hamfest for the Ohio Single Sideband Net. While no decision has been made at this time it is being planned and a possible location will probably be announced shortly. While on the subject check into the OSSBN and some of Ohio fine HF traffic nets:

OHIO SINGLE SIDEBAND NET

"Specializing in the first and last mile of NTS delivery in Ohio."

Morning session	10:30 AM	3972.5 KHz	every day
Afternoon session	4:15 PM	3972.5 KHz	every day
Evening session	6:45 PM	3972.5 KHz	every day

Ohio has three very fine CW nets. These nets are looking for new CW operators to check in and the Ohio slow Net is in need of a net manager. Thanks to WB8YLO for collecting the OSN net reports and sending the monthly report to the Section Traffic Manager

OHIO HF CW TRAFFIC NETS

HF CW NETS	NET TIMES	FREQUENCY	NET MANAGERS
Buckeye Early	6:45 PM	3.580	WB8YLO
Buckeye Late	10:00 PM	3.590	WB9LBI
Ohio Slow Net	6:00 PM	3.53535	NEEDED

All net frequencies plus or minus QRM. .

OHIO LOCAL VHF TRAFFIC NETS

VHF NETS	NET TIMES	FREQUENCY	NET MANAGERS
BRTN	MON, WED, SAT 9:30 PM	145.230 PL 110.9	W8DJG
COTN	7:15 PM DAILY	146.970	KD8TTE
MVTN	7:00 PM Mon	146.640	KC8HTP
NWOHARES	6:30 PM DAILY	147.375	N8TNV
TCTTN	Sun, Tues, Wed, Fri 9 PM	146.94	WB8YYS
TATN	8:00 PM DAILY	146.670 PL123	WG8Z

These VHF net times and frequencies are those that have been reported to me by the net managers.

Don, WB8SIQ, and Mike KC8WH have repeatedly talked about the poor operating conditions frequently found during the OSSBN nets. As these conditions are expected to last for a while yet they are seeking the help of all stations on the net to listen and be prepared to assist with the passing of traffic. This should be done by copying traffic being sent even if it is not coming to you. By doing so you will be able to fill in the blanks when words or phrases are missed by the receiving station. If you are able to help you must seek permission from the net control station to do so. You should never just blurt out the answer but should say the words "RELAY" followed by you callsign and wait to be recognized by the net control station. I received the following email from W8YS with more valuable traffic handling information.

"Today, I received an email asking what the responses are when asked to check for readability with another operator on the net.

This is a very good question and very pertinent to our very poor and quickly changing propagation at this time. After one net a few weeks ago, there were so many operators involved in passing one radiogram, I said that sometimes it takes a village. After a very difficult net two weeks ago, an NCS said that sometimes it takes two villages. After a net last week, it was so difficult with so many operators involved, I said that after this net sometimes it takes three villages. Actually, when one says, "WXYZ, how copy?", one is really asking, "May I start sending you traffic?". The response that I would like one to give is, "Ready to copy", in which the sending operator will immediately start sending traffic. It is a quick and efficient response and leaves no doubt as to what the sending operator needs to do at that moment.

Now comes the problem. If the receiving operator cannot copy the sending operator well enough for traffic, the receiving operator replies (according to NTS traditions), "No joy". Using these two responses worked fairly well in past times of the NTS, when propagation everyday was such that most traffic handlers with a good station could copy almost every station on the net. The propagation was so good that most of the time the receiving operator would call the sending operator.

I did not like that procedure because, too many times, I have heard the receiving operator call the sending operator with, "WXYZ, send me your traffic" and the sending operator started sending the traffic with the receiving operator hearing very little or nothing.

This went on awkwardly until the first break or until the receiving operator communicated to the NCS that he/she could not hear and then they both awkwardly tried to break the sender, most of the time with no success, until the sending operator had sent the entire radiogram and was waiting for a “Roger” confirmation. That was awkward, very time consuming, inefficient and unprofessional, making the net look like an episode of The Three Stooges.

We must realize, with the almost daily very poor propagation, that we are in a traffic handling crisis; so much that some traffic handlers have grown weary and quit. This a problem that we must recognize and adapt to in order to number 1. survive and number 2 succeed. So, with the current propagation, we must expand our responses to “How copy?”, or “Check for readability”. Besides “Ready to copy?” and “No joy”, a good response would be, “Weak copy, go slow”, which means besides sending slowly, take extra care to enunciate very clearly and leave a little more spacing between groups. Also “Poor copy, I will need help”, which means, I can copy some, but the NCS needs to find an operator who can communicate with the sending and receiving operators to stand in the middle. (And, receiving operators, if you need fills, don't ask the sending operator, who you can't hear. Ask the operator who is standing in the middle, who you can hear. That kind of makes sense!)

I run an amp. Sometimes an operator can hear me, but I cannot hear the receiving operator. With the help of a station standing in the middle, I can pass the traffic and receive Rogers or fill requests and give fills to the station standing in the middle without involving a full relay, resulting in time saving and net efficiency. In conclusion, when asked, “How copy?” or “Check for readability”, answer with, “Ready to copy; No Joy; Weak copy, go slow;” or “Poor copy, I will need help”. If any of you have any other ideas, I would be open to hear them. However, I would warn you that the more optional responses that we have, the more confusing and time confusing the net will be.

Also, when two region net reps come to EAN Cycle 2, please do NOT come as Transmit and Receive. Sometimes, when a Transmit comes and the Receive does not show up because of storms or whatever reason, there is no one to receive the traffic. Also, with the very poor propagation sometimes the Receive does not hear the operator who has the traffic, but the Transmit does.

Net Control Stations – there is no Transmit and Receive on EAN Cycle 2. Do not accept operators as Transmit and Receive. List one as Primary and one as Alternate, so that both can bring traffic, and both can receive traffic. We can't afford the luxury of transmit and receive in this time of extremely poor propagation.

What keeps me going forward is knowing that no matter how difficult it is to get all of the traffic passed, we get it done everyday, and participation from all regions and areas has been outstanding. Propagation is very poor, and thunderstorms are numerous and severe, but we still get the job done because of you. Thank you very much. You should be truly proud of the job you do on EAN Cycle 2, every day.

These next six weeks are going to be very difficult because of the high position of the sun causing more poor propagation, but we should see some improvement as fall approaches. Covid-19 is beginning to rise again in many areas. Be smart, wear your mask, practice social distancing, and be safe.

Best Regards - Dennis W8YS EAN Cycle 2 Manager”

If you received the email directly from Dennis I apologize for the duplication but his email was so clear and pertinent I wanted all to have a chance to read it. Now here is some more valuable traffic handling information.

10 Tips for Ham Radio Masters

By [H. Ward Silver](#)

Your ham radio license is really a license to study. Take advantage of every learning opportunity, including learning from your mistakes. (You'll have plenty!) Each problem or goof is also a lesson.

Masters got to be masters by starting as raw recruits just like you and then making one improvement at a time, day in and day out. You may think that ham radio veterans surely have stores of secret knowledge that took years and years to acquire — knowledge that makes them the masters of all they survey. Certainly, the veterans have experience and expertise, but they also rely on simple principles that work in many situations. You can use these principles, too.

Listen to everything

Masters get more out of listening and monitoring than anyone else because they've learned the value of doing it. Every minute you spend listening is a minute learning and a minute closer to being a master, whether it's as a net control, a top contest operator, setting up a balloon tracker, or just giving out directions to the club meeting. Listen and learn how.

Learn how it works

Operating a radio and building an efficient, effective station are much easier if you know how the equipment works. Even if you're not terribly tech-savvy, take the time to get familiar with the basics of electronics and how your equipment functions. You will be much more effective if you learn the effects of controls and their adjustments. Learn how to make simple repairs to keep your station on the air.

Follow the protocol

Use the expected terms and give information in the form and order in which it is expected. When calling another station, follow "Gift Tag Order – To then From:" Start with that station's call sign to alert that operator, then give your call once or twice as necessary. Use the recommended phonetics that others in your group prefer. In a competition, exchange your information in the same order published by the sponsor.

Keep your ax sharp

When asked what he would do if he had eight hours to cut down a tree, Abe Lincoln replied that he would spend the first six hours sharpening his ax.

If you have battery-powered equipment, be sure that the batteries are charged and fresh. Make sure fuel for a generator is fresh. Lay out your "go kit" from time to time so that you are sure it's all there when you need it. Test your station's basic operation from time to time on all bands and modes. Keep your equipment and skills sharp. When they're needed on the air, you'll be ready.

Practice to make perfect

Even a sharp ax gets dull if it isn't used. Get on the air regularly, keeping in touch with conditions. An experienced operator knows what stations are active, from where, and when, as well as when important nets and on-the-air events take place. Even if you know the procedures by heart, check in to your local net each week. Take advantage of contests or special events to exercise your skills and make sure your equipment is working. Make operating your radio station a natural and comfortable activity by keeping yourself in shape with regular radio exercise.

Pay attention to detail

Masters know that the little things are what make the difference between 100 percent and 90 percent performance — or even between being on the air and off the air. The most expensive station isn't worth a nickel if it doesn't work properly when you need it. Waterproofing that connector completely or having your CQ sound just right really pays off in the long run. Masters are on the radio for the long run.

Know what you don't know

Take a tip from Mark Twain, who warned, "It's what you know for sure that just ain't so." If you get something wrong, don't be too proud to admit it. Find out the right way; track down the correct fact. People make their worst mistakes by ignoring the truth.

Radio waves and electricity don't care about human pride. A master isn't afraid to say, "I don't know."

Maintain radio discipline

When you are performing public service, whether in an emergency or not, practice your radio discipline: Know and follow the rules of the operation, follow the instructions of a net control station, transmit only when authorized and necessary, use plain language, and pay attention so you are ready to respond. Strive to make your operating crisp and clear so that anyone can understand.

Make small improvements continuously

Any improvement in the path between stations should not be neglected. Anything that makes your signal easier to understand — 1 dB (decibel) less noise received, 1 dB better audio quality, 1 dB stronger transmitted signal — makes the contact easier. Make your station and yourself better in small, regular steps and you'll get a lot more out of ham radio!

Help others and accept help from others

Sooner or later, you will encounter operators needing assistance. If they ask for help, offer your services. They may not be aware there is a problem, such as with poor audio, a distorted signal, or erratic operation. New operators may not know the right way or time to call another station. Before informing them of the problem, ask yourself how you would want to learn about a problem with your station. When describing the problem, be polite and be as clear as you can in your description.

When other operators tell you that you have a problem, don't get mad or embarrassed. Thank them for bringing the problem to your attention and make them feel good about helping you. Ask them to help you troubleshoot. Ham radio is all about helping each other, on and off the air.

Have a happy safe fourth of July

73

David WA3EZN
Ohio Section Traffic Manager



****You can view the STM's monthly report on the website.. <http://arrl-ohio.org/stm/stm.html>**

ARES Training Update

Jim Yoder, W8ERW – ARES Data Manager

w8erw@arrl.net

ARES Training Update

Here I sit trying to remember all the proper settings on the iCOM 706MKIIG that I keep at the ready along with a Buddipole setup. What a great package for taking along in the RV. It was indeed until the RV got totaled. So the iCOM and Buddipole have not seen much use and the OM here is consulting the manual and hoping things are connected correctly and adjusted at least somewhere near resonance and ready for Field Day tomorrow morning.



This year obviously has its own set of circumstances that many of us are encountering for the first time. Like many, I've embraced the idea of going it alone. I spent yesterday making the XYL's She Shed ready to be a remote Ham Shack. The yard barn needed wiring up with lights and outlets anyway and Field Day makes a logical and XYL supported excuse to get it done. Of course and like any Male engineered project, this too required two trips to Lowe's even after careful planning to insure I brought everything I needed to Leesburg in Highland County. I love Lowe's. They ought to love me by now too.

Another thing I forgot before I left was to send my OSJ article to Scott for this month. The MESH network seems to be out of sorts too and I am not able to remotely retrieve my files like I normally would. So, the She Shed/Hamshack remote from Leesburg has now become my editing desk. I hope you are all get'n a good chuckle out of this. Ain't this what Field Day is all about? Adverse conditions, creative ventures and making work what just isn't supposed to or doesn't want to, and I am into it here for sure. Honestly, I think this is going to work.

OK, so how are we doing with ARES training this month? It has slowed down considerably and submissions are not as frequent. We do have over 1800 Ohio Hams now listed in the database. Roughly 75% are also registered with ARES Connect. The database as of this moment contains 9,441 training certificates. 682 have attained Level 2 status and 183 Level 3. Many have been working on the ARRL EC series courses also and the Professional Development Series. It's gotten slower, but it hasn't stopped.

So, let me again say thank you to everyone who has been supporting our effort to get our ARES participating Amateurs trained. Ohio Hams have really put their shoulders into this effort and the Ohio Section is and has been leading the way for the nation. Thank you everyone.

Please don't hesitate to contact me if you have any questions. I am here to help you and it is my pleasure to do so.

73, Jim W8ERW w8erw@arrl.net

[TOP^](#)

National News

(from arrl and other sources)

ARRL to Hold National Convention at Orlando HamCation in February 2021

ARRL has announced that Orlando [HamCation®](#) will host the [2021 ARRL National Convention](#) in Orlando, Florida, February 11 – 14. The convention will mark the 75th anniversary of HamCation— one of the largest annual ham radio gatherings. The convention theme, “reDiscover Radio,” is a rallying call for radio amateurs committed to developing knowledge and skills in radio technology and radio communication.



The convention will kick off on Thursday, February, 11 with a series of day-long ARRL Training Tracks and a National Convention luncheon at the DoubleTree by Hilton Hotel Orlando at SeaWorld. A complete program and list of presenters will be available later this summer. Registration will open in the fall. HamCation will host the rest of the convention Friday – Sunday, February 12 – 14, at the Central Florida Fairgrounds and Expo Park in Orlando.

HamCation is sponsored by the Orlando Amateur Radio Club (OARC), an ARRL-affiliated club. OARC is supported by volunteers from radio clubs throughout the region. This year, an estimated 24,200 people attended all 3 days of the event. [Details](#) on tickets and information about forums, exhibits (including information for vendors and tailgaters), testing, travel, and preferred hotels with special rates are on the HamCation website. Online ticket sales begin in August. Tickets purchased (postmarked) by December 1, 2020, will cost \$15 and are valid for all 3 days.

ARRL and HamCation acknowledge that this year’s pandemic has introduced uncertainty into any long-term planning. Both organizations will follow all government and health requirements and guidelines as plans are committed for the 2021 event.

#####

DMR Transatlantic Emergency Call Saves a Life!

(Submitted by Gregory Drezdson, WD9FTZ)



Delaware Section -- On Monday, May 18, Kent County Amateur Radio Club member Ken Dix, KB2KBD, picked up an emergency call on the 146.91 MHz repeater: Richard Tashner, N2EO, of Massapequa, New York, was suffering a medical emergency and could not reach his phone to call for help.

He was close enough to grab the microphone to his DMR (Digital Mobile Radio) radio.

Tashner called for help and Maxis Johnston, GM0MRJ, answered his call.

Johnston then called for "anyone in the states" and was heard by Dix on the 91 machine, which was linked to the North American talk group. Dix called a police department in New York near Tashner, and help was sent.

[TOP^](#)

Dix said the dispatcher in New York was able to hear part of the call and was amazed at how an amateur radio communication had gone from New York to Scotland to Delaware and then back to New York. The dispatcher was also surprised at how quickly the information had been relayed across the Atlantic.

The 146.91 MHz repeater near Woodside, Delaware, is set on C4FM Fusion and is linked to DMR on "America's Net." The repeater is located at the Delaware State Communications complex.

Kudos to the operators for their alertness and willingness to take the emergency call and get the information relayed to the proper personnel. Amateur Radio at its finest!

Jerry Palmer, N3KRX, Sussex County AUXCOMM Training Officer; ARRL Emergency Communications Course Mentor; and Assistant Emergency Coordinator, Kent County, Delaware

####

AREDN Mesh Networking gaining traction in NW Ohio

(by: Michael Lacumsky W8MAL; Contributing Mark Schreuder K8MWS)

The Northwest Ohio Amateur Radio Emergency Data Network (AREDN) Mesh Steering Committee recently completed its most complex drill to date on June 13, 2020. The drill, held at the Wood County Fairgrounds in Bowling Green Ohio, focused on setting up individually owned AREDN Mesh gear, troubleshooting and operating the ancillary gear (phones, cameras, laptops, self-contained power boxes) on an individual effort. The secondary focus was working within the Incident Command System model.

A Zoom virtual meeting was held a few days prior to the drill to review a detailed drill plan that included objectives, a schedule, and a map indicating station locations on the Fairgrounds. During the meeting, it was suggested that the participants bring everything that they thought they would need should it have been an actual emergency, and some stations who thought they had everything they could have possibly needed found out there was still some creature comforts, and equipment that they should have brought.

The Committee leadership along with Lucas County ARES EC, Tim Gray KD8IZU, started setting up the Incident Command Post at approximately 8:30 am to allow for it to be set up prior to the 10 AM briefing, and to allow some time for the participants to get a chance to look into what equipment is available in the Lucas County Communications truck and trailer.



An overhead view of the Incident Command Post. The truck can be separated from the trailer to deploy to another area during widespread emergencies and has near identical radio capabilities as the trailer. (Photo Credit: Brad Ruhberg WB8RG)

Incident Commander Michael Lacumsky W8MAL started the day by holding a Command Staff briefing at 9:30am in the conference room of the Communications trailer. In this meeting, he discussed the overall plan for the day with Operations Section Chief Chrissy Hart KC8UFV and Safety Officer Mark Schreuder K8MWS highlighting what was to be expected during the drill. Following that meeting, the incident briefing kicked off at 10 am, where Michael Lacumsky W8MAL touched on the key points in the Incident Action Plan, and each of the other Command Staff members touched on their respective areas of responsibility.

[TOP^](#)



IL-R: Safety Officer Mark Schreuder, K8MWS; Operations Section Chief Chrissy Hart, KC8UFV; and Incident Commander Michael Lacumsky, W8MAL, during the morning Incident Briefing. (Photo Credit: Brad Rugberg WB8RG)

To facilitate an accurate simulation of an emergency deployment, the Operations Section initiated a simplex net that was maintained throughout the course of the drill. One highlight of the simplex net was the introduction and use of the Long Tone Zero (LiTZ) wilderness protocol, which is not used all that often in our area. Participants said that the LiTZ most definitely got their attention, which was the end goal.

Some of the operational highlights from the day include a 30 minute period from the start of setting up their station before they could call for assistance in setting up. This forced the stations to try to troubleshoot their issues on their own before getting assistance from our “Tech Support” who was roving the area on a bicycle. The bicycle mobile unit itself was impressive as it used two extremely low powered pieces of equipment and still maintained data and video connectivity to our network with very few times out of range from the network.

Some of the operational highlights from the day include a 30 minute period from the start of setting up their station before they could call for assistance in setting up. This forced the stations to try to troubleshoot their issues on their own before getting assistance from our “Tech Support” who was roving the area on a bicycle. The bicycle mobile unit itself was impressive as it used two extremely low powered pieces of equipment and still maintained data and video connectivity to our network with very few times out of range from the network.

Throughout the day, the drill was visited by Eric Willman WD8LEI, Wood Co. ARES EC; Mark Washlyshyn KD8BOI, Wood County Sheriff; and numerous hams and law enforcement officers from Wood County as well as hams from Lucas County and Monroe County, Michigan, all of which were extremely enthusiastic and very interested in the Mesh Networking capabilities.

In all, there were a total of 11 stations set up over the course of the day among 11 participants, with one node being a bicycle mobile node. There were telephones, PTZ and static cameras, as well as a video feed from our bicycle mobile station. The furthest station away from the Command Post was just over one air mile, with most being located within a quarter to half of a mile radius from the Command Post. The urban setting of the fairground's various barns set the stage for some interesting issues as the Mesh Network is reliant on line of sight from one station to another as it operates in the 2.4 GHz microwave band. Event participant Rich King KE8IJV, who was set up on the opposite side of a fairly large grandstand from where the Incident Command Post looked to see the trajectory of his signal to get to the Incident Command Post was right through the center of the grandstands. “I looked in the direction as to where the Incident Command [Post] is located and what do I see? In the distance, the back side of large bleachers is blocking me from seeing anything,” remarked Rich King KE8IJV about his station location. Most all of the stations were 10 feet or less off the ground with a few less than 4 feet off the ground. “The more we work with [the equipment] the more your self-confidence improves,” King said.



An example of a deployed AREDN Mesh node during the drill. (Photo Credit: Vern Snow W8VHS)

The operational goals were:

- Set up personally owned equipment on own accord with very limited technical assistance
- Operate phones and other ancillary equipment
- Troubleshoot connectivity issues
- Gain real life experiences in ICS terminology and experiences

At the end of the day the Command Staff hosted a debriefing to get an idea from each person's prospective of how the day went and any changes they thought could be made to improve on attaining our overall goals, which each and every one of them were met. During the debrief each participant was allowed to speak freely to voice any concerns or feedback and the general consensus was that was run very well. Most of our calls for “Tech Support” were due to loose connections. “This was by far our largest Mesh exercise with numerous field stations operational, each with a (mesh) radio, phone and at least one video camera – with almost all stations operating on battery power. The overwhelming majority of the members shared the same sentiment that things went well, they learned a lot, and we have come a long way over the past year.,” said Committee Co-chairman and Lucas County ARES AEC Mark Schreuder K8MWS during the debriefing.

The Northwest Ohio AREDN Mesh Steering Committee came into existence in June 2019 and operates under the umbrella of Lucas County ARES. It is made up of hams throughout Ohio ARES District 1, but is open to anyone who has an interest in AREDN Mesh Networking. Under normal circumstances they meet immediately following the Lucas County ARES Meeting on the 4th Saturday each month at St. Luke's Hospital in Maumee, Ohio. Due to the current health concerns, they are meeting virtually via Zoom. For more information, visit their website at: <https://nwo-aredn-users.groups.io/g/main> or feel free to reach out to Committee Co-Chairmen Mark Schreuder K8MWS or Michael Lacumsky W8MAL.

####

Online seminar about Near Vertical Incidence Skywave (NVIS) Propagation

This **FREE** webinar may be of interest to some in the amateur community, ARES in particular.

Title: Understanding Near Vertical Incidence Skywave (NVIS)

Date: Wednesday, July 15, 2020 12:00 PM Eastern Daylight Time

Duration: 1 hour

<https://webinars.on24.com/rohdeschwarzusa/NVIS?partnerref=email>

Paul Denisowski - Product Management Engineer - Rohde & Schwarz North America

Paul Denisowski is a Product Management Engineer at Rohde & Schwarz, with over 20 years of both lab and field experience in test and measurement. Paul has authored numerous whitepapers, presentations, videos and webinars on a wide variety of topics, including interference hunting, direction finding, EMC, amplifiers, and general radio frequency applications.

Paul holds a Master's degree in Electrical Engineering from North Carolina State University and was also a visiting lecturer at the Tokyo Institute of Technology. Paul is also an active amateur radio operator (KO4LZ) and holds DXCC, WAS, and VUCC.



[TOP^](#)

Near Vertical Incidence Skywave, NVIS, offers significant advantages over traditional HF skywave or groundwave communications, particularly for military, disaster-relief, and other ad hoc scenarios.

This short presentation starts with a review of the HF propagation theory, then introduces the fundamental concepts behind NVIS and both the strengths and weaknesses of NVIS-based HF communications. Particular attention is given to the differences between NVIS and low-angle HF skywave antennas and the various methods of implementing NVIS using different antenna types, such as horizontal dipoles or loop antennas.

####

Keeping Time at NIST

(Submitted by Gregory Drezdson, WD9FTZ)

Einstein is reported to have once said that time is what a clock measures. Some say what we experience as time is really our experience of the phenomenon of entropy, the second law of thermodynamics. Entropy, loosely explained, is the tendency for things to become disorganized. Hot coffee always goes cold. It never reheats itself. Eggs don't unscramble themselves. Your room gets messy and you have to expend energy to clean it, until it gets messy again.

Here at the National Institute of Standards and Technology (NIST) , we don't worry about any of these philosophical notions of time. For us, time is the interval between two events. That could be the rising and setting of the sun, the swing of a pendulum from one side to another, or the back-and-forth vibration of a small piece of quartz.

For the most precise measurement of the second, we look at the electromagnetic waves that an atom releases and consider the very short time it takes two successive peaks of the wave to hit a detector. This "frequency" — the number of wave cycles that hit a detector per second — can be used to precisely define very brief time intervals.

To read the full story visit:

<https://www.nist.gov/blogs/taking-measure/keeping-time-nist>

####

Apple Announces 13.560 MHz CarKey

(Submitted by Gregory Drezdson, WD9FTZ)

Apple has announced CarKey, a wirelessly way to unlock your car with your iPhone. CarKey could be the start of an era that sees 13.560 MHz Near Field Communication transmitters installed in cars.

Near Field Communication, has a typical bandwidth of 14 kHz but signal sidebands may extend up to 1.8 MHz either side of 13.560 MHz. The data rates range from 106,000 to 424,000 bps. NFC technology is similar to RFID standard. <https://www.rfwireless-world.com/Articles/NFC-basics.html>

Read the Verge article on Apple CarKey:

<https://www.theverge.com/2020/6/22/21299182/apple-carkey-ios-14-13-digital-key-unlock-car-iphone-wwdc-2020>

Paper - High Speed RFID/NFC at the Frequency of 13.560 MHz, page 3 shows NFC spectral mask:

<https://www.eurasip.org/Proceedings/Ext/RFID2007/pdf/s1p4.pdf>

####

Rescued Radio Amateur Says, “Ham Radio Saved My Life”

ARRL member Alden Sumner Jones IV, KC1JWR, of Bennington, Vermont, is thankful for amateur radio, after he suffered a medical incident and lost consciousness on June 15 while hiking with others along a remote section of the Long Trail, not far from his home. An EMT from Appalachian Mountain Rescue (AMR), who was hiking nearby, saw Jones pass out but was unable to connect with 911 via his cell phone. Jones, 41, regained consciousness and was successful in contacting Ron Wonderlick, AG1W, via the Northern Berkshire Amateur Radio Club’s K1FFK repeater on Mount Greylock, and Wonderlick initiated what turned into an 8-hour effort to get Jones off the trail and to a medical facility, acting as a relay among Jones, emergency crews, and other agencies involved.

As the *Bennington Post* [reported](#), “The Vermont State Police also received assistance from several licensed amateur radio operators who helped facilitate communications, greatly assisting in the rescue.”

Matthew Sacco, KC1JPU, headed to a staging area where rescue crews were gathering. When he could not make it into the repeater, he employed some ham radio ingenuity to fashion a J-pole antenna from some window line he had on hand, casting it into a tree using a fishing pole. That did the trick. An individual on site was able to obtain an accurate location for Jones using the GPS on his cell phone.



Alden Sumner Jones IV, KC1JWR, is lifted in a litter to a helicopter after his rescue from a Vermont Wilderness trail. (Andy McLean via Vermont State Police and the Bennington Banner)

After it was determined that rescuers could not reach Jones using an all-terrain vehicle, arrangements were made to have a search-and-rescue crew from New York retrieve Jones by helicopter. Amateur radio participants were able to relay critical information, including an accurate location, as preparations continued.

Jones, meanwhile, took advantage of his time with the EMT and other rescuers to talk up amateur radio and explaining how to get licensed. According to one account, rescuers were having trouble making contact with the helicopter, so Jones loaned them a better antenna he happened to have.

Jones was eventually flown to a hospital in Albany, New York, again taking advantage of the occasion to promote amateur radio to the helicopter pilot and crew. Jones is said to be recovering.

“Ham radio saved my life last night, and I am very thankful for how everyone helped me,” Jones said afterward.

####

[TOP^](#)

MARS Announces HF Skills Exercise



Members of the Military Auxiliary Radio System (MARS) will conduct an HF skills exercise July 20 – 24 to hone their operating skills and messaging-handling capabilities.

MARS members will be reaching out to the amateur radio community via the 60-meters Channel 1 Net (5330.5 kHz dial) twice a day, the SATERN HF net (14.265 MHz), and by contacting various stations via HFLink throughout the exercise. MARS members will be requesting assistance with collecting county status information as well as airport weather information, called METARs. MARS members will also be passing ICS 213 messages to numerous Department of Defense (DoD), federal, and amateur radio addressees.

This exercise will be announced via WWV at 00:10 and via WWVH at 00:50 starting on or about July 13. WWV and WWVH listeners will be asked to take an online listener survey. This HF radio training event will not impact regular communications. — *Thanks to Paul English, Chief, Army MARS*

The Handbook Give Away

Hey Gang,

Have you registered for the “Handbook Giveaway” drawing for this month yet? If you haven’t, you’ve only got a couple of days left to get registered.. Hurry up and go to: <http://arrrl-ohio.org/handbook.html> and get yourself registered now!



What’s the catch? I want to get everyone checking in to the Ohio Section website as often as possible, and in order to register each month, you have to visit the website often! There’s nothing else to it. I pay all expenses and I usually “Give Away” more than just a Handbook too!!



Many of you ask me just how do I know when the drawing is on? Well, that’s easy all you need to do is check in on the Ohio Section Website on a regular basis and watch for the big **RED** Arrow that will appear on the left side of the page. This is the sign that the drawing is on and you need to get registered. So, keep a sharp eye out on the website and check in often!

Club Corner

This is YOUR corner of the newsletter. Send me what your club is doing and I’ll make sure that it gets in. Got a special event or club project that you want everyone to know about? Send it to me!. Need help with a project? Send it to me.

Let me know what you club is up to. Are you going to have a special guest at your meeting or are you having a special anniversary? Just sent it to: n8sy@n8sy.com



#####

[TOP^](#)

The Northwest Ohio ARES Traffic Net Needs Help

The Northwest Ohio ARES Traffic Net is in need of General and/or Extra Class licensees with either voice or CW capabilities to relay traffic from the VHF net to the HF nets, no experience is necessary.

The NW Ohio ARES Traffic Net meets daily at 6:30PM on the W8RZM 147.375 repeater.

The Ohio Single Sideband Net meets daily at 10:30AM, 4:15PM and 6:45PM on 3.9725 MHz. The Ohio Section also has three CW Nets, the Ohio Slow Net meets daily at 6:00PM on 3.53535 and runs at approximately 10 WPM.

The Buckeye Net-Early meets daily at 6:45PM on 3.580 and runs between 15-20 WPM. Finally, the Buckeye Net-Late meets daily at 10PM on 3.590 and runs in the same range as the Early Net. Currently, there are only 2 volunteers that cover 7 days a week, and most nets there isn't a volunteer at all. Please consider volunteering for an hour a week, you never know, you may like it.

For more information on traffic handling, or volunteering to assist relaying traffic please check into the VHF net or contact Colleen Roth N8TNV, Steve Denniss KC8IDM, or Michael Lacumsky W8MAL.

#####

Packet Network Handbook Giveaway

Jon KM8V and Doug AB8M gave a great presentation on setting up packet at the June ARES meeting. The recording is available on YouTube and can be found on Jon's page at km8v.com

Thanks to Scott Yonally N8SY, the Ohio Section Manager, has donated a Handbook for me to give out to someone who participates in the newly created Monday Packet Net.



To be eligible, all you have to do is get on any Monday in June and send a packet message via RF to the Monday Night Packet Net. You will be credit with one drawing entry per check in during the month of June. (BBS and Winlink count as separate check ins as long as they both originate via RF).

This isn't a conventional net where all participants meet simultaneously. Instead, the concept is that amateurs send a message anytime between 0600 and 2100 on Monday. All messages will be acknowledged, and you will receive a response on Tuesday.

But wait, there's more! Want an extra entry in the drawing? Now you can have TWO extra entries. As you're doing your field day weekend fun, send a BBS or a winlink message to AB8M using the Winlink ICS-213 template. Send it anytime on Saturday or Sunday - and you can still check-in to the net on Monday. Field Day check ins MUST be formatted in an ICS-213 template to be eligible!

There are two contact address – you can choose to send to either one or to both – it is up to you: Packet BBS: AB8M@AB8M.#CLE.OH.USA.NOAM Winlink: AB8M@winlink.org

Stations are encouraged to contact over the air via a Packet BBS of their choosing. Our hope is that we will learn of other packet stations in Ohio that we can relay with.

Stations should send in the Subject: Monday BRRO Packet Net. In the body of the message please include name, location, and your entry node into the packet network.

If you do not receive a response to a message by 9pm on Tuesday or receive a bounce message, please send an email to dougdever@gmail.com with the details.

A list of some known Cleveland area packet nodes and digi's are listed on: <https://www.km8v.com/packet/>

Upcoming Event Status Update

The MS150 Buckeye Breakaway ride will NOT be happening this year anymore. It has been converted to a virtual event.

Below is a list of events STILL HAPPENING Cleveland area that Event Support Group will be participating in. We still need volunteers for all! Be sure to click and bookmark the "View Full Event Calendar" link below.

- Field Day GOTA Station on June 27, 2020 14:00
- ARES Meeting on July 12, 2020 14:00
- AFSP Out of the Darkness Walk Communications Support on September 26, 2020 09:30
- Cleveland Hamfest Volunteers on September 27, 2020 06:00
- Making Strides of Cleveland *Communications Support* on October 10, 2020 08:00

Our friends over at the Geauga Amateur Radio Association have begun compiling a list of as many radio related cancellations as they can. Be sure to check it frequently at <https://geaugaara.org/coronavirus/>.

2020 Cleveland Hamfest STILL ON!

That's right, the 2020 Cleveland Hamfest is NOT CANCELLED. We are watching the situation very closely and will update everyone if anything changes. As of now the Hamfest Association of Cleveland is still moving forward with plans for the 2020 Cleveland Hamfest on Sunday, September 27. Indoor Vendors, please visit www.hac.org and click "vendor information" at the top for more info.

Make sure you head on over to www.hac.org for the latest info and be sure to click "Join Our Mailing List" to get all the latest updates.

####

Upcoming Hamfests for 2020

07/18/2020 | NOARSfest

Location: Elyria, OH

Sponsor: Northern Ohio Amateur Radio Society

Website: <https://www.facebook.com/NOARS.K8KRG>

~~————~~ ***Canceled***



07/19/2020 | Van Wert Hamfest

Location: Van Wert, OH

Sponsor: Van Wert Amateur Radio Club

Website: <http://w8fy.org>

08/01/2020 | Columbus Hamfest

Location: Grove City, OH

Sponsor: Voice of Aladdin/ Audio Unit of Aladdin Shrine

Website: <http://columbushamfest.com>

~~————~~ ***Canceled***

08/15/2020 - Clinton County Ohio ARA Hamfest

Location: Wilmington, OH

Sponsor: Clinton County ARA

Website: <http://ccara.net>

07/26/2020 – Portage Hamfair '20

Location: Ravenna, OH

Sponsor: Portage Amateur Radio Club, Inc.

Website: <http://hamfair.com>

~~————~~ ***Canceled***

08/08/2020 | DXE Hamfest,

ARRL Ohio Section Convention

Location: Tallmadge, OH

Sponsor: DX Engineering

Website: <http://dxengineering.com>

~~————~~ ***Canceled***

New Date

08/29/2020 - Milford Hamfest

Location: Owensville, OH

Sponsor: Milford Amateur Radio Club

Website: <http://www.w8mrc.com>

09/27/2020 | Cleveland Hamfest and Computer Show

Location: Berea, OH

Sponsor: Hamfest Association of Cleveland

Website: <http://www.hac.org>

Click on “Join Our Mailing List” to stay updated.

DX This Week


(from Bill, AJ8B)

DX This Week – The SWL and Ham Radio
Bill AJ8B (aj8b@arrl.net, @AJ8B, or www.aj8b.com)
CWOPs Member #1567



According to the K7RA Propagation report, “We just experienced a nearly two week period of sunspots appearing every day!” This is good news and I hope the trend continues! There were some entities spotted in the Midwest this past week including Antarctica, Argentina, Aruba, Asiatic Russia, Azores, Cambodia, Canada, Canary Islands, China, Cuba, Denmark, Dominican Republic, Falkland Islands, Hong Kong, Isle of Man, Japan, Laos, Lebanon, Mariana Islands, Mexico, Moldova, Panama, Portugal, Puerto Rico, Qatar, Republic of Korea, Sicily, St. Lucia, Suriname, Switzerland, Taiwan, Thailand, United Nations HQ, Venezuela, and Wales. I finally worked Lebanon on 40 meters. What did you work?

I did receive some QSLs cards this week including HU1DL – German DXPedition to El Salvador, HC1HC – Alfredo in Ecuador, VK4WDM – Wayne in Australia, VK5JP – Peter in Australia, and T6AA, Robert in Afghanistan, FM4RU – Dominique in St. Martin, and P29NO – Nao in New Guinea. The QSO with P29NO was made in 2014. (Pays to be Patient!)



Uncle Frank and I were talking on 30 meters this past week and we discussed two topics I hope you will find of interest. The first was field day and the second was how we got started in ham radio.

I have worked a handful of field days and I have two that stand out. The first was when I was part of the team that conducted field day in the DARA (Dayton Amateur Radio Association) van. I believe it was in 1978. It was the large blue van and I had the night shift with W9SWM, Larry, on 40 M CW. Larry worked the stations and I logged and duped. I had been a ham for 7 years and had a lot of CW activity, but, I learned more from Larry in those 4 hours about using your filters, RF Gain, and pulling stations out of the noise, than I had learned in the previous 7 years. He was a great op and a great teacher.



The second field day memory I have was working with Uncle Frank, K1FJ, and his now XYL Teresa, KA9IFQ. We worked field day from FT. Wayne, Indiana, and had an absolute blast. It was the first time we had operated together since we were at the University of Dayton several years prior.

This year, I am going to run an FT-857 off of batteries to give out some Qs and I hope to work you! Frank and I both became interested in Ham Radio because of a technical exposure when we were very young. For both of us, listening to the AM

broadcast bands was exciting and really made us appreciate the true “magic” that was going on. Several months ago, I received an email from a ham who just could not understand the passion that many hams have with chasing DX. I talked to him about just listening on the bands for a while, not to chase DX, just to see what he could hear. I received an email about a month ago indicating that he really had enjoyed listening to foreign broadcast and the different opinions on COVID-19 was “fascinating”. I thought that a quick discussion about Short Wave Listening (SWL) would be a fun topic for this week. One of the summaries of it is reprinted here with the permission of www.dxing.com

Shortwave listening (abbreviated SWLing) is tuning for stations located on shortwave frequencies, usually thought of as those from 1700 kHz (the upper limit of the AM broadcasting band) to 30 MHz (the lower limit of the tuning range of most scanner radio). In between those two frequencies, a simple, low cost shortwave radio can let you hear news, music, commentaries, and other feature programs in English from stations located round the world.

Most of the larger nations of the world broadcast programs in English especially for North American audiences and transmit them on times and frequencies for best reception in North America.

But why bother listening to shortwave in this era of communications satellites and cable television news channels? Perhaps the biggest reason why is that SWLing can give you a unique perspective on events that you simply cannot get from American media. If you watch coverage of an event in Moscow from CCN or CBS News, you get the American perspective on what is happening from an American journalist. If you listen to the Voice of Russia, you get the Russian perspective from a Russian journalist. As you might expect, the two interpretations of the same news event can be quite different.

Ever heard a country be reborn? Listeners to Germany's Deutsche Welle on October 3, 1990 heard live coverage of the reunification ceremonies and received a souvenir QSL card for their reception reports. Shortwave also lets you get foreign reactions to and interpretations of American news events. For example, in 1992 I was fascinated at how other nations attempted to understand the presidential candidacy of H. Ross Perot. Even European democracies like Britain and Germany seemed bewildered by his candidacy and popularity; they could not understand how someone could declare himself a presidential candidate and achieve such popularity outside of a political party system. Moments like that help you appreciate the profound cultural and intellectual differences that exist between ostensibly closely linked nations.

While no one knows the exact number of shortwave listeners (SWLs) in the United States, most estimates place the number in the millions. SWLs range from teenagers to retired persons to David Letterman, who has mentioned on several occasions how much he enjoys listening to shortwave, particularly broadcasts by the British Broadcasting Corporation (BBC).

Of course, not all shortwave stations broadcast in English. If you're studying a foreign language—or want to maintain your proficiency in one—shortwave radio will offer you an unlimited supply of contemporary practice material. If you enjoy music, shortwave will let you hear sounds you probably can't find in the even the most specialized record and CD shops. Ever heard a lagu melayu song? It sounds like a cross between Indian-style instrumentals and an Arabic vocal style, and it's very popular in Indonesia. You can hear such songs over the various shortwave outlets of Radio Republic Indonesia. The so-called "world beat" popular with young people had its origins in the "high life" music broadcast by shortwave stations in Africa. Other SWLs arise before dawn to catch the haunting huayno melodies coming from stations in Bolivia and Peru. Some SWL music fans have compiled tape-recorded libraries of folk and indigenous music from shortwave broadcasts that many college and university music departments would envy!

A QSL card from the African nation of Togo - Radio Togo broadcasts in French and local languages on 5047 kHz. Most stations operating on shortwave frequencies are not broadcasters, however. Aircraft flying international routes, ships at sea, and military forces are also big users of shortwave. In fact, some SWLs ignore broadcasters altogether and specialize in trying to hear such "utility" stations.

Another specialty within SWLing is "DXing," in which the goal is to receive faint, distant, and otherwise hard-to-hear stations. DXing on shortwave is like panning for gold; DXers patiently work through noise, interference, and fading to hear a low powered station deep in the Amazonian basin of Brazil or somewhere in the Indonesian archipelago.

DXing is a manifestation of shortwave's biggest weakness—the fact that shortwave reception is highly variable compared to the AM and FM broadcasting bands. Reception of a shortwave station on a given frequency will usually vary greatly with the time of day and season of the year. Shortwave reception is heavily influenced by solar activity as indicated by the number of sunspots visible on the Sun. Solar flares and storms can disrupt shortwave reception for hours and even days. Fading is also common on the shortwave bands. While shortwave can offer you listening you cannot find on your local AM and FM stations, it unfortunately cannot offer you the same reliable reception or audio quality.

A pennant from Colombia's Radio Mira - Many shortwave stations welcome correspondence from listeners, especially reports on how well the station is being received and comments on their programming. Stations often respond to such letters by sending out colorful souvenir cards, known as QSL cards, for correct reports of reception. Some station reply with QSL letters instead of cards, and a few send other items, like pennants with the station's name or call letters, to lucky SWLs.

It is difficult to imagine anyone interested in what's happening beyond the borders of their home nation not owning a shortwave radio. No other tool can provide you with such a wide array of news, music, and culture for such modest investment. Even in this age of satellite television and the Web, there are significant portions of the world that can only be accessed via shortwave radio. The whole world is talking on shortwave radio. Why not give a listen?

CQDX CQDX CQDX CQDX CQDX CQDX CQDX CQDX CQDX

Here is an update from Bernie, W3UR, of the DailyDX and the WeeklyDX, the best source for DX information. <http://www.dailydx.com/>. Bernie has this to report:

YJ – Vanuatu - 40 Years ago on July 30 1980, Vanuatu, formerly known as New Hebrides, gained its Independence. In celebration of the 40th anniversary, members, all three of them, from the Vanuatu Amateur Radio Society (VARS) will be operating special event callsign YJ40IND between July 1st and 30th. The license has been issued by TRBR one to each operator in their name. Activity will be in the operator's spare time, mostly during their late afternoons and evenings (0600-1000Z). A much bigger emphasis will be made during the weekends and on Independence Day, July 30th. They will most likely be on 40, 20 and 15 meters where propagation is expected. On FT8 operating normal or as the Fox will be YJ8RN, Rod. On SSB it will be YJ8ED, Estelle Dihn, the stepdaughter of the late VARS President YJ8PE (SK). She has several dipoles. On CW it will be YJ8CW, Colin. Each of the operators will be running 100 watts. Colin normally runs QRP CW, but he will be using a loaner rig from Rod who would like to see CW running a tad more power. QSL route has not been finalized.

9M – Malaysia - "To support and promote social distancing encouraging people to stay within their homes to slow the spread of Covid-19" members of the Malaysian Amateur Radio Transmitters' Society (MARTS) have been issued special call 9M2STAYHOME. The Malaysian Communications and Multimedia Commission (MCMC) has authorized use of the call from May 12 to August 11.

Mini-Visalia, Save The Date

By N6TJ, Jim Neiger

We will be hosting a "mini-Visalia", March 19 – 21, 2021, at the Visalia Wyndham (our old Holiday Inn). Emphasis will be on friends getting together, with minimal structured events. We'll have a catered BBQ on Saturday 20th afternoon, and probably a mind-altering hour Saturday evening. We're working with the hotel to get a break on rates. QRX. If anyone wants to make a DX or contesting pitch, we'll be open to that. Let us know, please.

Pass the word to any and all who might want to attend.

So we can get a tentative head-count, please send an email to N6TJ@SBCGLOBAL.NET

Thanks

73,

Dick Norton N6AA Jim Neiger N6TJ

Co-Chairmen

[TOP^](#)

ARLD026 DX news

This week's bulletin was made possible with information provided by The Daily DX, the OPDX Bulletin, 425 DX News, DXNL, Contest Corral from QST and the ARRL Contest Calendar and WA7BNM web sites. Thanks to all.

FEDERAL REPUBLIC OF GERMANY, DA. Special event station DL0SOP will be QRV from July 1 to 31 to commemorate the 62nd edition of the Sea Of Peace Award. QSL direct to DL4SVA.

BALEARIC ISLANDS, EA6. Andy, DK5ON will be QRV as EA6/DK5ON from Mallorca Island, IOTA EU-004, from July 1 to 11. Activity will be holiday style on 40 to 6 meters using CW, SSB, RTTY, PSK31, FT8 and FT4 using QRP power, with some possible EAFF and SOTA/GMA activities as well. QSL to home call.

UK Various. Members of the Royal Signals Amateur Radio Society will be QRV with special event call GB100RS from June 28 to the end of October to mark the society's 100th anniversary. QSL via bureau.

WALES, GW. Members of the North Wales Amateur Radio Group are QRV with special event call GB0WMZ until July 17 to support the work of the Welsh Mountain Zoo. QSL via MW0JWP.

SVALBARD, JW. Peter, LA7QIA will be QRV as JW7QIA from Spitsbergen, IOTA EU-026, from June 27 to July 4. Activity will be on 4 and 6 meters. QSL to home call.

DENMARK, OZ. Carsten, OZ4CG will be QRV as OZ4SOP from Bornholm Island, IOTA EU-030, from July 1 to 31 for the Sea Of Peace Award. Activity will be on the HF bands using only CW. QSL via LoTW.

ANTARCTICA. Alexander, RX3ABI is QRV as RI1ANM from the Mirny Antarctica Base Station, IOTA AN-016, and is here until early 2021. Activity is limited to his spare time on various HF bands, most likely on 40 and 20 meters using FT8 between 0200 to 1530z.

INDIA, VU. Operator VU2TUO is QRV with special call AT2ARA until September 23 during the COVID-19 pandemic. QSL via operator's instructions.

INDONESIA, YB. Special event station 8A343CJR is active to draw attention to the 343rd anniversary of the Cianjur District on Java. QSL direct.

VANUATU, YJ. Operators Colin, YJ8CW, Estelle, YJ8ED and Rod, YJ8RN will be QRV as YJ40IND from July 1 to 30 to celebrate the 40th anniversary of the Independence of Vanuatu. Activity will be mainly on 40, 20 and 15 meters using CW, SSB and FT8, mostly during their weekends. QSL via operators' instructions.



THIS WEEKEND ON THE RADIO. ARRL Field Day, QRP 20-Meter CW Fox Hunt, NCCC RTTY Sprint, NCCC CW Sprint, RSGB Hope RTTY QSO Party, UFT CW QRP Contest, Ukrainian DX DIGI Contest, His Majesty King of Spain SSB Contest, RTTYOPS Weekend Sprint and the 10-10 International Spirit of 76 QSO Party will certainly keep contesters busy this upcoming weekend.

The QCX CW Challenge is scheduled for June 29.

The Worldwide Sideband Activity Contest and RTTYOPS Weeksprint are scheduled for June 30.

The RAC Canada Day Contest, VHF-UHF FT8 Activity Contest, CWops Mini-CWT Test and Phone Fray are scheduled for July 1.

Please see June 2020 QST, page 69, July 2020 QST, page 69, and the ARRL Contest Calendar and WA7BNM Contest Web Sites for details.

ARRL Contest Corner

An expanded, downloadable version of *QST*'s [Contest Corral](#) is available as a PDF. Check the sponsor's Web site for information on operating time restrictions and other instructions.



#####

We're making several changes for the 2020 Ohio QSO Party:

1. We're adding 160 meters. Based on 160 meter activity in other QSO Parties I don't expect this to make a huge difference, but it should provide an opportunity for some "fresh meat" QSOs when things get slow late on Saturday night.
2. We're dropping the "One station/one call" rule. So you can also use a club call or other call for an additional entry, to enjoy being a new station while making more QSOs possible for others. This is intended to allow more potential QSOs for everybody, not as a way to inflate scores of friends.

We hope you all will join us for the 2020 OhQP on Saturday, August 22, from noon to midnight EDT (1600z - 0400z) !

73 - Jim K8MR
OhQP Chairman

#####

[TOP^](#)

SAQ Announces Annual Alexanderson Day Transmission

The vintage SAQ Alexanderson alternator in Grimeton, Sweden, will conduct its annual Alexanderson Day transmissions on 17.2 kHz on Sunday, July 5. Startup and tuning will begin at 0830 UTC, with the transmission commencing at 0900 UTC. Startup and tuning for the second transmission will begin at 1130 UTC, with the message transmission at 1200 UTC.

Both events will be broadcast live via the Alexanderson Association SAQ [YouTube channel](#). QSO via the [reception report form](#). Amateur radio station SK6SAQ will operate on 7.035 and 14.035 MHz (CW) and on 3.755 MHz SSB. [Send](#) reception reports via email. Two stations will be on the air most of the time.

Due to the coronavirus pandemic, no visitors will be allowed into the radio station. [More details](#) are on the Alexanderson Association website.

Special Events

- **06/29/2020 | The Brickyard 400**

Jun 29-Jul 5, 0400Z-0400Z, W9IMS, Indianapolis, IN. The Indianapolis Motor Speedway Amateur Radio Club. 18.140 14.245 7.245 3.840. Certificate & QSL. Indianapolis Motor Speedway Amateur Radio Club, P.O. Box 30954, Indianapolis, IN 46230. See the website for ALL information! www.w9ims.org

- **06/30/2020 | Granite Mountain Hotshots Memorial**

Jun 30-Jul 1, 1500Z-0000Z, N7GMH, Prescott, AZ. Yavapai Amateur Radio Club. 18.119 14.319 7.219 3.819. Certificate. Don Bauer, 7150 E. Acre Way, Prescott Valley, AZ 86315. Remembering the 19 lost members of the Granite Mountain Hotshot firefighters in Yarnell, AZ, on June 30, 2013. w7yrc.org

- **07/03/2020 | Mount Rushmore Independence Day celebration**

Jul 3-Jul 5, 1800Z-2359Z, W0I, Pierre, SD. SOUTH DAKOTA ARES. 14.238 14.040 7.268 7.040. QSL. JIM ZAHRADNICEK, 29563 US Hwy 14, Pierre, SD 57501. W0I will be active for the independence day celebration at Mount Rushmore in SD. Some digital operation is possible using FT8 or PSK31. kd0s@kd0s.com

- **07/04/2020 | Colonial Williamsburg Special Event**

Jul 4, 1400Z-2000Z, K4RC, Williamsburg, VA. Williamsburg Area Amateur Radio Club. 14.265 7.265. QSL. QSL Manager, K4RC, P.O. Box 1470, Williamsburg, VA 23187. 244th anniversary of Signing of the Declaration of Independence in 1776. www.k4rc.net

- **07/04/2020 | Independence Day Observance**

Jul 4, 1630Z-2130Z, W5KID, Baton Rouge, LA. Baton Rouge Amateur Radio Club. 14.250 14.035 7.225 7.035. QSL. USS KIDD Amateur Radio Club, 305 S. River Road, Baton Rouge, LA 70802. Operation aboard the USS KIDD (DD-661), WW II Fletcher class destroyer. qrz.com/db/w5kid

- **07/04/2020 | W7PX 4th of July**

Jul 4, 1400Z-2200Z, W7PX, Missoula, MT. The Hellgate Amateur Radio Club. 7.240 7.074 14.260 14.074. QSL. Hellgate Amateur Radio Club, P.O. Box 3811, Missoula, MT 59806-3811. Celebrating Independence Day at Historic Fort Missoula. www.w7px.org

[TOP^](#)

- **07/11/2020 | Dalton Gang SES**

Jul 11-Jul 13, 1700Z-2359Z, W5D, Adair, OK. Mayes County Amateur Radio Club. 14.240 7.225 3.850. QSL. MCARC, P.O. Box 1195, Spavinaw, OK 74366. MCARC@qsl.net; www.qrz.com/db/w5d or www.mcarc.me

- **07/11/2020 | Peace Cross Celebration**

Jul 11, 1300Z-1900Z, N3V, Lanham, MD. American Legion Post 275. 7.275; 145.43 PL114.8. Certificate & QSL. The American Legionpost 275 TALARC, 8201 Martin Luther King Jr. Hwy, Lanham, MD 20706. QSL cards & certificate can be obtained with SASE. wa3dvo@gmail.com or www.qrz.com/db/n3v

- **07/12/2020 | Iowa State Parks On-the-Air Centennial – Volga River**

Jul 12, 1500Z-1900Z, W0OEL, Fayette, IA. Rural Iowa Amateur Radio Club. 14.240 7.240. Certificate & QSL. Great River Amateur Radio Club, P.O. Box 1384, Dubuque, IA 52004. IASPOTA-2020 Located in one of the most scenic parts of the state. Northeast Iowa is often referred to as "Little Switzerland" because of its rugged topography, rock outcroppings and forest cover – a sharp contrast to the rolling hills, farmland and scattered stands of timber found in the majority of the state. Certificate & QSL managed by Great River Amateur Radio Club, P.O. Box 1384, Dubuque, IA 52004. QSL for contact; certificate for 5 parks. See website for complete information, <http://www.w0dbq.org/rules> or <https://www.w0oel.com>

- **07/17/2020 | South Carolina Peach Festival**

Jul 17-Jul 19, 0400Z-0400Z, W4W, Gaffney, SC. Cherokee County Coroner's Office. 147.240 145.250 145.190 442.500. Certificate & QSL. Dennis Fowler, P.O. Box 1210, Gaffney, SC 29342. To commemorate the 43rd annual South Carolina Peach Festival in Gaffney, South Carolina. dfowler@cherokeecountycoroner.com

- **07/18/2020 | Kearney Junction Park**

Jul 18, 1300Z-2200Z, W0KY, Kearney, NE. Midway Amateur Radio Club. 21.345 21.045 14.290 14.045. Certificate. Henry Angle, N0HA, 307 E. 35th St., Kearney, NE 68847.

- **07/18/2020 | Red River Bridge War Special Event**

Jul 18-Jul 26, 0000Z-2359Z, W5I, Sherman, TX. Grayson County ARC. 14.250 7.250 14.040 7.040. QSL. Grayson County ARC, PO Box 642, Sherman, TX 75091. The Red River Bridge War was a dispute between Texas and Oklahoma over a new bridge that was built across the Red River in 1931. Tempers were high but no blood was shed during this dispute. Please visit qrz.com/db/w5i for more information about the war and QSL information. <https://graysoncountyarc.org>

Field Day Pictures...

Hey Gang,

Now that Field Day is in the books did you remember to take pictures? If you did, did you send them to me? Please don't forget to send me pictures of your Field Day operations! Take a look at what I've collected so far! <http://arrl-ohio.org/fd-20>

Over the years we've collected thousands of pictures of Field Day sites and used some of those for our Ohio Section Banner. Let's not miss out just because of a little inconvenience like COVID-19, let's keep the Ohio Section tradition going and send me those pictures at: n8sy@n8sy.com !!



[TOP^](#)

“ARES Connect”

Everyone – please make sure to go into all of the events that you have signed up *for and get your hours registered no later than 5 days after the event has ended.*

“ARES Connect”

Enter

ARES Connect Helpful Instructions

Folks, I’m seeing a lot of folks that have signed up for events not entering their time after the event. This is a very important piece of using “Connect.” Your hours need to be recorded and it’s so easy to do.

Let’s run through how so in case you have forgotten. If you have already gotten signed up for an event, all you have to do afterward to get your time entered is at any time after the event has ended, log into “Connect.” And then click on your name in the upper right-hand corner of the page. This will bring up a drop-down menu where you will then click on “View Hours.”

This brings up another screen where you can “Report Hours” as well as “View Hour History” You’ll want to click on “Report Hours.” You will then be presented one at a time by chronological order each event that you have signed up for and hours have not yet been reported on.

Type in those hours in the “Hours Worked” box and hit “Submit”... Keep doing this until you have no more hours to report.... That’s all there is to it. Now, if you are following the request above and doing this at least every 5 days or more often, this will only take you a minute or so to complete.

Now, isn’t that easy? Yes, and we all need to be diligent at doing it promptly.

Here’s are the top 10 hours earners so far for June:

	Name	Events	Hours
1	Daniel Schlick (KB8LKH)	24	110.75
2	Greg Dersarkisian (KD8SSJ)	16	103.50
3	Christopher Domenick (KC8CAD)	24	82.55
4	James Yoder (W8ERW)	18	81.33
5	Dwight Bonifield (W8TJT)	104	73.70
6	Dan Stahl (KC8PBU)	79	72.37
7	John Major (KD8MMY)	21	71.00
8	Diane Warner (KE8HLD)	23	66.50
9	Bret Stemen (KD8SCL)	33	63.50
10	Robert Northrup (KC8PSW)	18	53.00

Let’s get everyone in the **Ohio** Section on “ARES Connect!!!” Simply go to: <https://arri.volunteerhub.com/lp/oh/> and get yourself registered and using the system.

[TOP^](#)

Hey County and District E.C.s...

Do you want a listing of all your volunteers registered in ARES Connect? Would you like to have a report by hours for your county? Let me know, these reports can be generated very quickly and easily for you. All you need to do is ask. Let me know if you want a report run... email me at: n8sy@n8sy.com

One Question Questionnaire



Hey Gang,

“Survey Says”..... about 31% of you had no plans to operate Field Day! Wow, I would have thought that number would have been much smaller. I see that only about 20% of you had plans to operate on commercial power. I would have thought that number would have been much larger, after the changes were made to the rules for this year.

Ok, now, on to next question... As many of you know I’m left-handed, so my operating station is setup with my computer mouse and CW key on the left side. So, that’s the next question for you to answer...

“Is your station setup for a “right” or “left” handed person??”

You’ll find the “One Question” questionnaire on the Ohio Section Website! <http://arrlohoio.org> It’s all in fun and it’s not a scientific survey in any way, but we are learning some things that we didn’t know from these questions. I hope that you are enjoying answering these “One Question” questionnaires.


V.E. Test Sessions

Many V.E.’s have decided to start testing once again, but with restrictions that need to be adhered to for sure.

Here’s the link to find that V.E. Test session and what is expected of YOU before going.

<http://www.arrl.org/find-an-amateur-radio-license-exam-session>

####



Lake County ARA Holding V.E. Testing in August

Lake County ARA will be holding a V.E. Test Session on **August 1st** at the Lake County Metroparks – Chapin Forest Reservation. The address is: 9938 Chillicothe Road (Rt 306) - Quarry Shelter

Chapin Forest is 3.3 miles south of I-90 on Route 306, in Kirtland. The park is on the west (the right side going south) of 306. The Quarry Shelter is almost immediately on the right as one enters the reservation.

[TOP^](#)

The tests will start at **12 noon**. Please arrive a few minutes earlier. Pre-registration is suggested, although we hope to have plenty of seats available.

To register, you will need the NCVEC 605 Form, which will be available at the test. If you would like to complete one ahead of time, be sure it is the Sept 2017 version or later. You can find it by Googling “NCVEC quick-form 605” and clicking on the url for a pdf of the form.

Be sure to bring **the original and a copy of both your license and any CSCEs you may have to the exam**. The cost is \$15.00, and if you wish to pay by check, it should be made out to the ARRL/VEC. Identification with your picture is also necessary, such as a driver’s license. To pre-register, or if you have any questions, please contact Scott Farnham, KO8O, at (440)256-0320, or scottfarnham@roadrunner.com

####

New Extra Exams take effect This Wednesday - July 1

New Extra Class Element 4 Exams will take effect for exam sessions beginning Wednesday July 1, 2020

The newly revised pool, released in January 2020 (updated and re-released in February and March 2020) by the Question Pool Committee (QPC) of the National Conference of Volunteer Examiner Coordinators (NCVEC), must be in use starting July 1. There are ten graphics required for this pool.

With the Extra class exam questions changing July 1, new test designs must be used effective that day. Previous ARRL VEC supplied Extra class exam booklet versions (2016 series) and computer-generated Extra class exams created from the 2016 question pool are only valid until midnight June 30, 2020. At that time VE Team leaders should destroy or throw away the old versions of the Extra exams (do not return them to VEC). To avoid a mix-up at the session, do not save old exam versions.

VEC Exam Maker Software Update

The new Element 4 Extra class question pool is available in the VE Exam Maker exam generating software.

Exam Maker Instructions

Exam Maker should automatically prompt users to check for Software updates. If not, select “Update” and then “Check for Software Updates” from the menu. Check YES to update to Exam Maker version **V 1.51**.

In Exam Maker from the menu bar, select “Update” and then “Update Exam Data”. A log-in area will appear on screen. Next type your call sign in the “ARRL/VEC Username” box AND in the “Password” box. Then click the “Execute” button. It will only take several seconds for all the question pool files to download.

The screen must read “Exam Database Initialized” when the task is complete for the question pools to be revised to the most up-to-date pools for exam generation.

The New Extra class question pool (2020-2024) will be available for use for exams starting July 1. The current Extra question pool (2016-2020) will be available only until June 30.

[TOP^](#)

Our Sincere Thanks

In the last few months, we've all had to navigate unprecedented challenges that we never imagined we'd be facing. Your understanding, flexibility and loyalty have filled the ARRL VEC, with immense gratitude.

We thank you for your flexibility in embracing a new way to remotely deliver examinations to the public and are grateful for your understanding and your adjustment to these changes quickly.

As we are grappling with an issue of enormous scale and human impact, we want to assure you that we are here offering support every step of the way.

Swap & Shop Has Added Club Raffles To Its Listings On The Webpage



Hey Gang,

Have you taken a look at the **Swap & Shop** page on the Ohio Section webpage yet??

Here's a link that will take you there... <http://arrl-ohio.org/sm/s-s.html>

Do you have equipment that you just don't need or want anymore? Here's a great venue to advertise it, and it's FREE!!

>> **NEW...** <<

Is your club doing a fund raiser to help raise money? After a lot of thought, it was decided that the Swap & Shop webpage could also contain these types of items as well.

The same rules will apply as do for the For Sales and Give-A-Ways and will only be posted for a month at a time. Please see the Terms & Conditions on the webpage.

If your club is doing a fund raiser and wants more exposure, please forward the information to me and I'll advertise it on the Swap & Shop webpage for you.

Now, I still want to remind you that it won't be listed in this newsletter because it would take up way too much space, so your ad will only appear on the website. It is there for any individual to post equipment Wanted / For Sale or Give-Away as well as for Club Fund Raisers. No licensed vehicles/trailers or business advertising will be posted.

Postings are text only (no pictures or graphics) will be posted for a maximum of 1 month from date posting and require a contact phone number or email within the posting.

Send your Wanted / For Sale or Give-Away post to: swap@arrl-ohio.org

Final.. Final..



Hi Gang,

Wow.... Field Day is now in the books as another event effected by COVID-19, but we got it in as a great event after a couple of minor adjustments from ARRL. I sure hope you took a bunch of pictures of you operating, as that this will most likely be a history making event for sure, and don't forget to send them to me so that I can get them into the gallery. Send them to: n8sy@n8sy.com Want to see what I've collected so far? Here's the link... <http://arrl-ohio.org/fd-20>

I did get to a couple of Field Day sites that were close to me, but nothing like in years past. I was able to get some good shots of everyone having fun operating between all the raindrops....

Oh well, as I said, this will be a Field Day like no other for sure.

I truly hope that you got to participate! I got to work a few stations from my home QTH this year.

I event got to work some CW! This was the first year in over 12 years that I actually got to sit down and operate some. It felt good actually firing up the keyer and making those hard to get CW contacts. The phone bands weren't that good with all the static crashes, but the CW was just as good as it always is!

No, I didn't work any digital modes, but I did make a couple of local contacts on 2-meter and 70cm simplex! Now that was a first for me! I never had much of a base station until this past year when I got my CS-800D.



What made this fun this weekend was that I really gave my 4BTV antenna as well as my 75-meter dipole antenna a good workout.

Whelp, my final go around before gong QRT... Stay safe my friends! I want to see all of you soon at a meeting or hamfest! We will get through this and when we do, we'll have so much to talk about. Most of all... have FUN and get on the airwaves!!

73,

Scott, N8SY

[TOP^](#)

What July 4th Is All About

The Fourth of July—also known as Independence Day or July 4th—has been a federal holiday in the United States since 1941, but the tradition of Independence Day celebrations goes back to the 18th century and the American Revolution. On July 2nd, 1776, the Continental Congress voted in favor of independence, and two days later delegates from the 13 colonies adopted the Declaration of



Independence, a historic document drafted by Thomas Jefferson. From 1776 to the present day, July 4th has been celebrated as the birth of American independence, with festivities ranging from fireworks, parades and concerts to more casual family gatherings and barbecues. The Fourth of July 2020 is on Saturday, July 4, 2020.

A History of Independence Day

When the initial battles in the Revolutionary War broke out in April 1775, few colonists desired complete independence from Great Britain, and those who did were considered radical.

By the middle of the following year, however, many more colonists had come to favor independence, thanks to growing hostility against Britain and the spread of revolutionary sentiments such as those expressed in the bestselling pamphlet “Common Sense,” published by Thomas Paine in early 1776.

On June 7, when the Continental Congress met at the Pennsylvania State House (later Independence Hall) in Philadelphia, the Virginia delegate Richard Henry Lee introduced a motion calling for the colonies’ independence.

Amid heated debate, Congress postponed the vote on Lee’s resolution, but appointed a five-man committee—including Thomas Jefferson of Virginia, John Adams of Massachusetts, Roger Sherman of Connecticut, Benjamin Franklin of Pennsylvania and Robert R. Livingston of New York—to draft a formal statement justifying the break with Great Britain.

Did you know? John Adams believed that July 2nd was the correct date on which to celebrate the birth of American independence and would reportedly turn down invitations to appear at July 4th events in protest. Adams and Thomas Jefferson both died on July 4, 1826—the 50th anniversary of the adoption of the Declaration of Independence.

On July 2nd, the Continental Congress voted in favor of Lee’s resolution for independence in a near-unanimous vote (the New York delegation abstained, but later voted affirmatively). On that day, John Adams wrote to his wife Abigail that July 2 “will be celebrated, by succeeding Generations, as the great anniversary Festival” and that the celebration should include “Pomp and Parade...Games, Sports, Guns, Bells, Bonfires and Illuminations from one End of this Continent to the other.”

On July 4th, the Continental Congress formally adopted the Declaration of Independence, which had been written largely by Jefferson. Though the vote for actual independence took place on July 2nd, from then on the 4th became the day that was celebrated as the birth of American independence.

Early Fourth of July Celebrations

In the pre-Revolutionary years, colonists had held annual celebrations of the king’s birthday, which traditionally included the ringing of bells, bonfires, processions and speechmaking. By contrast, during the summer of 1776 some colonists celebrated the birth of independence by holding mock funerals for King George III as a way of symbolizing the end of the monarchy’s hold on America and the triumph of liberty.

Festivities including concerts, bonfires, parades and the firing of cannons and muskets usually accompanied the first public readings of the Declaration of Independence, beginning immediately after its adoption. Philadelphia held the first annual commemoration of independence on July 4, 1777, while Congress was still occupied with the ongoing war.

George Washington issued double rations of rum to all his soldiers to mark the anniversary of independence in 1778, and in 1781, several months before the key American victory at the Battle of Yorktown, Massachusetts became the first state to make July 4th an official state holiday.

Fourth of July Fireworks

The first fireworks were used as early as 200 BC. The tradition of setting off fireworks on the 4 of July began in Philadelphia on July 4, 1777, during the first organized celebration of Independence Day. Ship’s cannon fired a 13-gun salute in honor of the 13 colonies. The Pennsylvania Evening Post reported: “at night there was a grand exhibition of fireworks (which began and concluded with thirteen rockets) on the Commons, and the city was beautifully illuminated.” That same night, the Sons of Liberty set off fireworks over Boston Common.

Fourth of July Becomes a Federal Holiday

The tradition of patriotic celebration became even more widespread after the War of 1812, in which the United States again faced Great Britain. In 1870, the U.S. Congress made July 4th a federal holiday; in 1941, the provision was expanded to grant a paid holiday to all federal employees.

Over the years, the political importance of the holiday would decline, but Independence Day remained an important national holiday and a symbol of patriotism.

Falling in mid-summer, the Fourth of July has since the late 19th century become a major focus of leisure activities and a common occasion for family get-togethers, often involving fireworks and outdoor barbecues. The most common symbol of the holiday is the American flag, and a common musical accompaniment is “The Star-Spangled Banner,” the national anthem of the United States.

Ohio Section Cabinet

Section Manager – Scott Yonally, N8SY	Assistant Section Manager – John Perone, W8RXX
Section Emergency Coordinator – Stan Broadway, N8BHL	Section Traffic Manager – David Maynard, WA3EZN
Technical Coordinator – Jeff Kopcak, K8JTK	Affiliated Clubs Coordinator – Tom Sly, WB8LCD
State Government Liaison – Bob Winston, W2THU	Public Information Coordinator – John Ross, KD8IDJ
Section Youth Coordinator – Anthony Lascre, K8ZT	

Back Issues of the PostScript and Ohio Section Journal

Hey, did you know that PostScript and Ohio Section Journal (OSJ) are archived on the website? You can go back and look at any edition simply by clicking:
<http://arrl-ohio.org/news/index.html>



Chit – Chat, and All That!

Do you know someone that's not getting these Newsletters? Please, forward a copy of this Newsletter over to them and have them "[Opt-In](#)" to start receiving them. Heck just have them send me an email n8sy@n8sy.com and I'll get them added to the Ohio Section Emailing list.



We now have many thousands of readers receiving these newsletters weekly. Quite impressive, I'd say! I urge all of you to make sure that everyone, regardless of whether they are a League member or not, get signed up to receive these weekly Newsletters.



You can always "[Opt-Out](#)" at any time if you feel this is not what you were expecting. It's fun and very informative. All of your favorite past newsletters are now archived too. You can go back at any time and read them. Just go to: <http://arrl-ohio.org/news/>

Got questions, concerns or would just like to sit and chat awhile? Heck, I'll even buy the coffee!! Give me a call at (419) 512-4445 or email me at: n8sy@n8sy.com



The pictures on the front page and throughout this newsletter are from various newsletters, Facebook posts and/or were sent directly to me in recent weeks. Take a good look at them, you just might be in one of the pictures! "SMILE... you're in the Ohio Section News!!"

[TOP^](#)

The Ohio Section Journal (OSJ) is produced as a comprehensive look at all the programs within the Ohio Section. I sincerely hope that you have enjoyed this edition of the OSJ and will encourage your friends to join with you in receiving the latest news and information about the Ohio Section, and from around the world!